

CABLE 161 RF: I-PEX MHF + SMA STRAIGHT BULKHEAD JACK WITH O-RING RATED TO IP67/68 + MULTIPLE CABLE SIZES

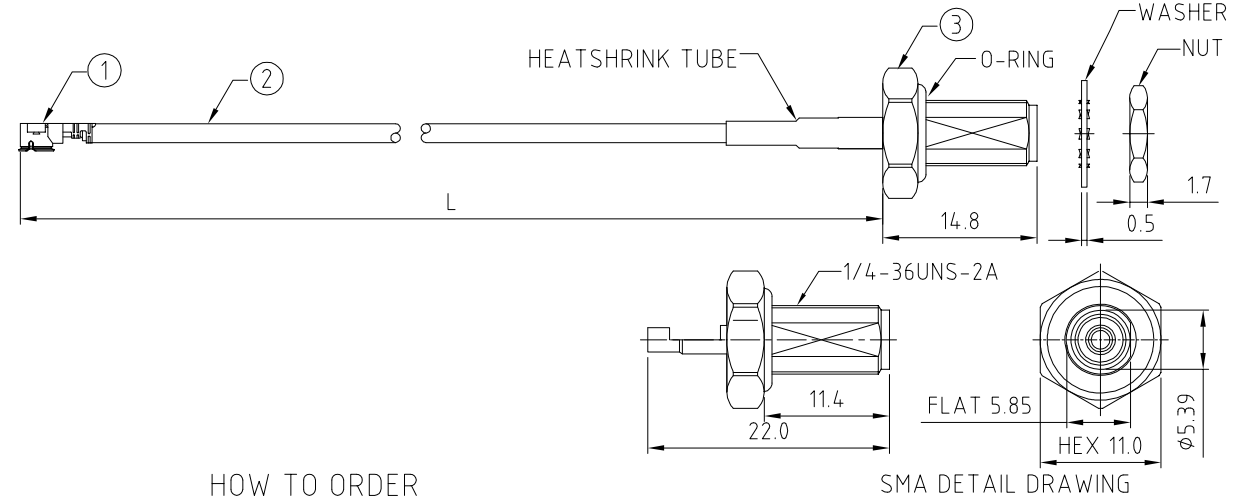
- SPECIFICATIONS :**
- I-PEX MHF PLUG, P/N: FOR RG178 CABLE: 20278-112R-18.
FOR $\phi 1.37$ MM CABLE: 20351-112R-37.
FOR $\phi 1.13$ MM CABLE: 20278-112R-13
FOR $\phi 1.32$ DS & 1.32MM CABLE: 20278-112R-32.
FOR $\phi 0.81$ MM CABLE: 20278-112R-08
 - COAXIAL CABLE, SEE P/N OPTIONS.
 - SMA STRAIGHT BULKHEAD JACK WITH O-RING RATED TO IP67/68, P/N: RFCT-SMA002-F78.

USAGE PRECAUTIONS: CABLES USING 'MICRO' COAX ARE DELICATE:

- HANDLE WITH CARE.
- DO NOT TWIST; APPLY EXCESSIVE FORCES OR SHARP BENDS TO THE CABLE. DO NOT FORCEFULLY DEFORM WIRES.
- CONSULT CONNECTOR MANUFACTURER'S DATASHEETS FOR DETAILED NOTES ON HANDLING INSTRUCTIONS.

- ENVIRONMENTAL:**
- A. BULKHEAD MOUNTED CONNECTOR (RFCT-SMA002-F78) TESTED TO THE FOLLOWING SPECIFICATION:
- IP6X - DUST TIGHT - NO PARTICLE INGRESS.
 - IPX7 WATERPROOF FOR 30 MINUTES UP TO 1 METER UNDERWATER.
 - IPX8 WATERPROOF FOR 48 HOURS AT 1 METER UNDERWATER.
 - IPX8 WATERPROOF FOR 12 HOURS AT 5 METERS UNDERWATER.
 - PRESSURE TEST - 1 BAR FOR 10 SECONDS.

- NOTES:**
- THE ORIENTATION OF CONNECTORS ON DRAWING IS FOR REFERENCE ONLY, IF THE ORDER IS LEFT BLANK THE CONNECTOR WILL NOT HAVE FIXED ORIENTATION.
 - FIXED ORIENTATION IS SUGGESTED FOR CABLE LENGTH 25MM TO 100MM. PLEASE SPECIFY THE FIXED ORIENTATIONS FROM THE ORDER CODE (F1, F2, ETC)
 - CONTACT GRADCONN IF THE ORIENTATION YOU REQUIRE IS NOT SHOWN.
 - WORKING FREQUENCY RANGE: DC-3GHz.
 - OPERATING TEMPERATURE: -40°C~+90°C.
 - IMPEDANCE: 50 Ohm.



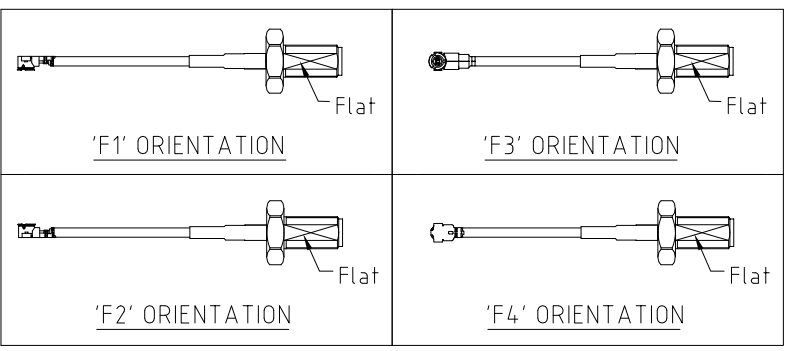
HOW TO ORDER

CABLE 161 RF - XXX - XXX - X - X - X

"L" LENGTH IN MM:
eg: 100MM = 100
(MIN. 025-MAX.400
STANDARD = 100, 150, 200)
Tolerance: 50-200mm: ± 5 mm.
201-400mm: ± 7 mm.

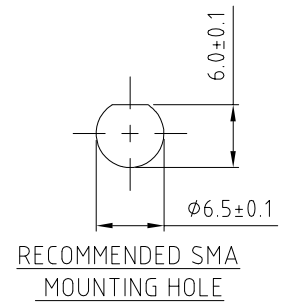
HEATSHRINK TUBE OPTIONS:
BLANK = WITH H/S TUBE (STANDARD)
NT = WITHOUT H/S TUBE

CABLE SIZE OPTIONS:
1 = RG178 CABLE, COLOR: BROWN
2 = $\phi 1.37$ MM CABLE, COLOR: BLACK
3 = $\phi 1.13$ MM LOW LOSS CABLE, COLOR: GREY
4 = $\phi 1.13$ MM CABLE, COLOR: GREY
5 = $\phi 1.32$ DS CABLE, COLOR: GREY
6 = $\phi 1.13$ MM CABLE, COLOR: BLACK
7 = $\phi 1.32$ MM CABLE, COLOR: GREY
8 = $\phi 0.81$ MM CABLE, COLOR: GREY



ORIENTATION OPTIONS:
BLANK = DOES NOT HAVE A FIXED ORIENTATION
F1 = MHF CONNECTION DOWN (L=25-200MM)
F2 = MHF CONNECTION UP (L=25-200MM)
F3 = MHF CONNECTION AND D FLAT SAME ORIENTATION (L=25-200MM)
F4 = MHF CONNECTION AND D FLAT OPPOSITE ORIENTATION (L=25-200MM)
(SEE NOTES 1, 2, 3 AND DIAGRAMS FOR MORE INFORMATION)

WASHER AND NUT OPTIONS:
BLANK = SEPARATELY PACKED (STANDARD)
A = ASSEMBLED WITH CONNECTOR



REV. DATE & DRN	10 26/07/13 - NYW RELEASE
11 28/07/14 - NYW	AMEND SMA P/N
	ADD $\phi 1.31$ CABLE OPTION
12 23/07/15 - NYW	UPDATE SMA PART NUMBER
13 20/07/16 - NYW	ADD $\phi 1.32$ DS CABLE OPTION
	ADD $\phi 1.32$ DS CABLE OPTION
14 08/07/16 - CAO	ADD CABLE OPTION NO. 3
15 19/08/16 - RJH	ADD ASSEMBLY OPTION B
16 02/05/17 - NYW	ADD $\phi 1.32$ DS CABLE OPTION 4
17 27/06/17 - NYW	ADD CABLE OPTION 5
18 08/11/17 - NYW	ADD F3, F4 ORIENTATION
19 15/01/18 - NYW	ADD $\phi 1.13$ BLACK CABLE OPTION
20 27/09/18 - NYW	ADD 132 CABLE OPTION
21 20/03/19 - NYW	REMOVE MHF CAP OPTION (B)
22 27/05/19 - NYW	ADD OPERATING TEMP.
23 18/07/19 - NYW	ADD 081 CABLE OPTION
24 12/07/19 - NYW	ADD NOTE 6
25 05/07/20 - NYW	ADD 19'S TUBE OPTIONS.

Scale: NTS	THIRD ANGLE	Unstated Tolerances: X N/A XX N/A XXX N/A ANGLES N/A
Drawn: RJH		
App'd: XXX	Title CABLE ASSEMBLY	
Date: 14 JAN '20	Revision: 2.5	Unit: mm

IP67/68 Rated Cables	www.gradconn.com
© THIS DRAWING IS CONFIDENTIAL AND MUST NOT BE COPIED OR DISCLOSED WITHOUT WRITTEN CONSENT	

Type: Cable 161 RF
CABLE 161 RF
Drawing Number:
Sheet 1 of 1
Drawing © E and O E