

CH03-GB - 3FF MICRO SIM CARD CONNECTOR SMT, PUSH PUSH TYPE, WITH SWITCH, 6 OR 8 CONTACTS

FEATURES

1. GENERAL CHARACTERISTICS

DIMENSIONS: 15.75L x 17.17W x 1.50H mm  
 WEIGHT: APPROX. 0.4g  
 CONTACT PRINCIPLE: FRICTION TECHNOLOGY  
 DURABILITY: 1,500 CYCLES MIN.

2. MECHANICAL CHARACTERISTICS

INSULATION MATERIAL: THERMOPLASTIC, UL 94V-0  
 CONTACT MATERIAL: PHOSPHOR BRONZE, GOLD PLATED  
 CD SWITCH: PHOSPHOR BRONZE, GOLD PLATED  
 SHELL MATERIAL: STAINLESS STEEL, GOLD PLATED ON SMT AREA  
 SWITCH TYPE: BLADE, NORMALLY CLOSE

3. ELECTRICAL CHARACTERISTICS

NUMBER OF CONTACTS: 6, 8 PINS (OPTIONAL)  
 CONTACT RESISTANCE (CONTACTS): 50m OHMS TYP. 100m OHMS MAX.  
 CONTACT RESISTANCE (SWITCH): 300m OHMS MAX.  
 INSULATION RESISTANCE: >1000M OHMS / 500V DC  
 DIELECTRIC WITHSTANDING VOLTAGE: 500V AC RMS, 1 MINUTE  
 VOLTAGE RATING: 50V MAX.  
 CURRENT RATING: 1A MAX., 10uA MIN.

4. SOLDERABILITY

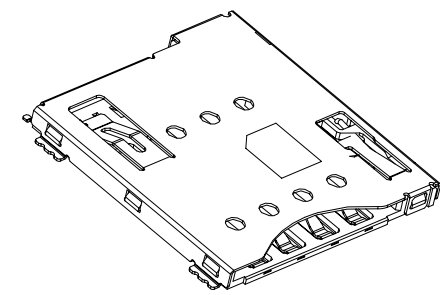
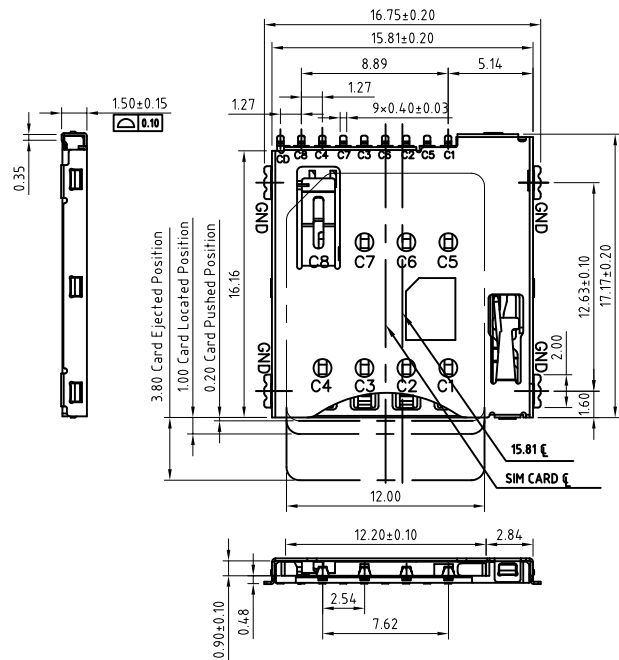
WAVE: NOT APPLICABLE  
 IR REFLOW: 250°C, 5 SEC. MAX.  
 MANUAL SOLDERING: 370°C, 3 SEC. MAX.

5. ENVIRONMENTAL CHARACTERISTICS

OPERATING TEMPERATURE: -40°C ~ +85°C  
 OPERATING HUMIDITY: 10% ~ 95% RH  
 STORAGE TEMPERATURE: -40°C ~ +85°C  
 STORAGE HUMIDITY: 10% ~ 95% RH

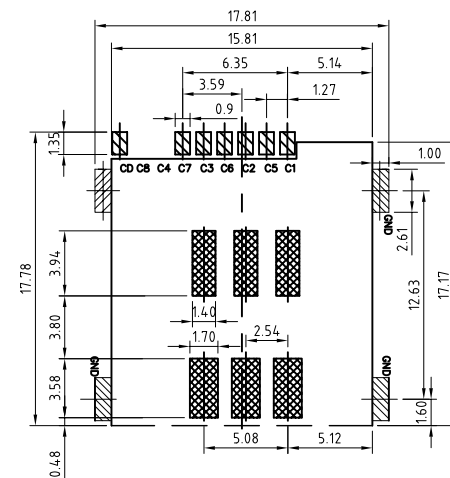
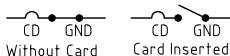
NOTES:

1. ACCEPTABLE SIM CARD SIZE SHOULD MEET GSM 11.11 SPECIFICATION REQUIREMENT.

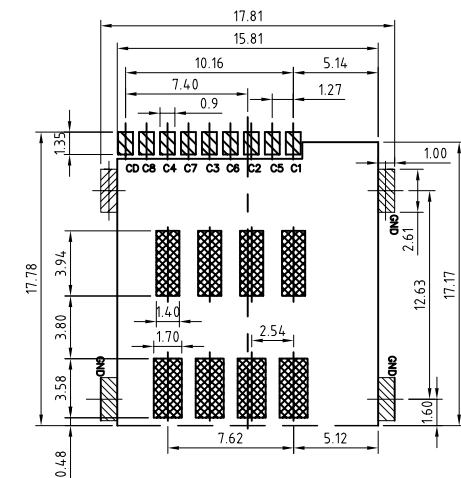


Switch Operation Diagram

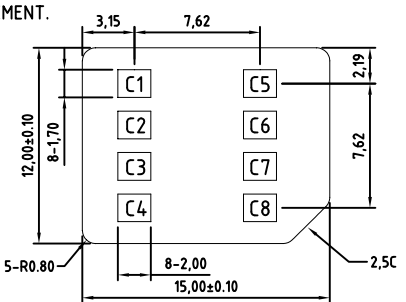
Electric Function	Detect Switch
Without Card	Closed
Card Inserted	Open



RECOMMENDED PCB LAYOUT (6 PINS)  
 ■:BOARD PAD ■:NO WIRING AREA (TOLERANCES: ±0.05)



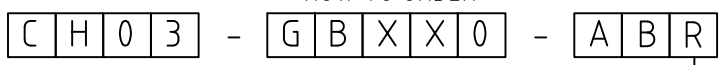
RECOMMENDED PCB LAYOUT (8 PINS)  
 ■:BOARD PAD ■:NO WIRING AREA (TOLERANCES: ±0.05)



THICKNESS: 0.76 ± 0.08  
 MICRO SIM CARD

GCT ALTERNATIVE SERIES - SIM7100

HOW TO ORDER



NO. OF CONTACTS  
 06 OR 08

PACKAGING OPTIONS  
 R = TAPE & REEL (1000PCS/REEL)

REV. DATE & BRN  
 10 08/07/18 - INTX RELEASE  
 11 11/03/18 - INTX RELEASE  
 12 12/09/18 - INTX RELEASE  
 13 12/09/18 - CC  
 ADD GCT ALTERNATIVE P/N.  
 ADD GCT LOGO.

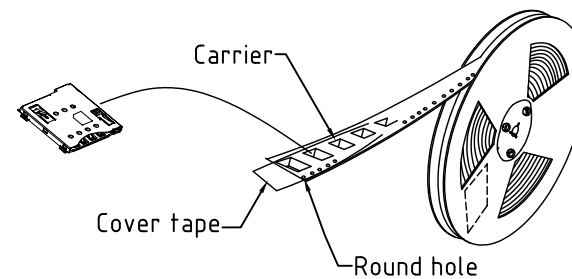
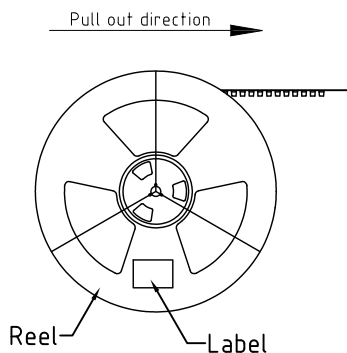
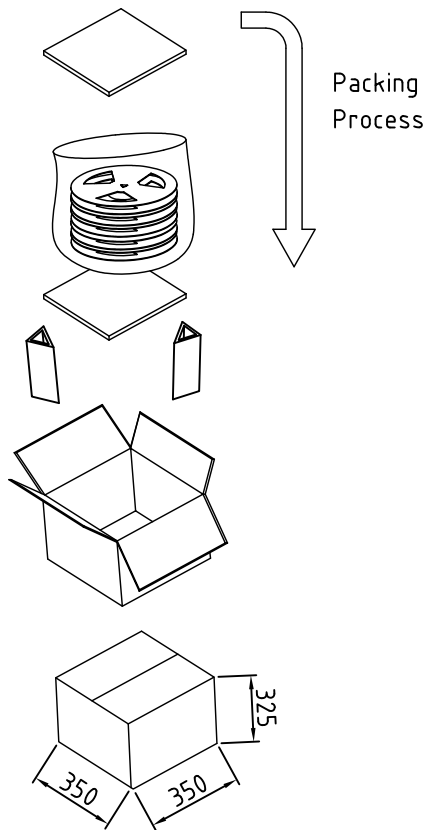
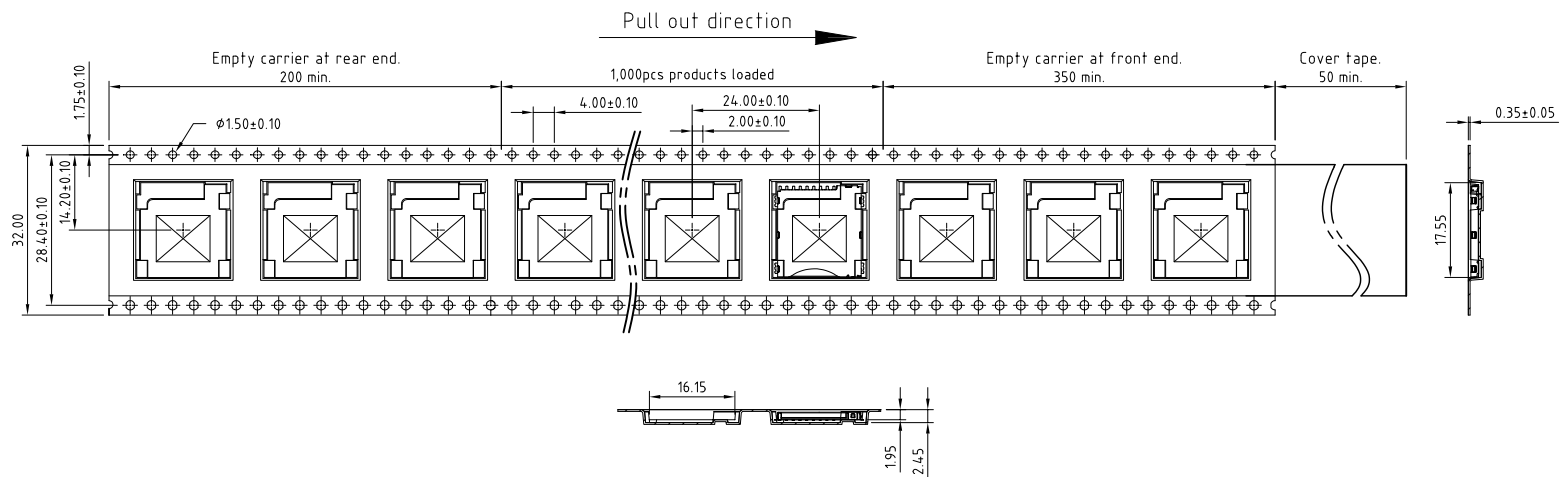
Scale: 3:1	THIRD ANGLE	Unstated Tolerances: XX ± 0.15	Material SEE NOTE
Drawn: CC			
App'd: XXXX	Title SIM CARD ACCEPTOR		NOT TO SCALE
Date: 12 SEPT. 24	Revision: 1.2		Unit: mm

**GCT** **GRADCONN**  
 www.gct.co www.gradconn.com

THIS DRAWING IS CONFIDENTIAL AND MUST NOT BE COPIED OR DISCLOSED WITHOUT WRITTEN CONSENT

Type: CH03-GB
CH03-GB
Drawing Number:
Sheet 1 of 2
Drawing © E and O E

CH03-GB - PACKAGING DRAWING



- NOTES:
1. REEL DIA.: 33CM.
  2. 1,000PCS PER REEL, GROSS WEIGHT: 0.85KG.
  3. 8 REELS PER FULL CARTON, GROSS WEIGHT: 7.7KG.

REV. DATE & BRN  
 10\_05/09/14 - INTX RELEASE  
 11\_17/03/16 - INTX RELEASE  
 12\_12/09/24 - AMEND PCB LAYOUT  
 12\_12/09/24 - CC  
 ADD GCT ALTERNATIVE P/N  
 ADD GCT LOGO

Scale: NTS	THIRD ANGLE	Unstated .X .XX .XXX X.°	Tolerances: ±0.15 ±0.10 ±0.05 ±1.5°	Material SEE NOTE
Drawn: CC				NOT TO SCALE
App'd: XXXX	Title: PACKAGING			
Date: 12 SEPT. 24	Revision: 1.2	Unit: mm		



THIS DRAWING IS CONFIDENTIAL AND MUST NOT BE COPIED OR DISCLOSED WITHOUT WRITTEN CONSENT

Type: CH03-GB
CH03-GB
Drawing Number:
Sheet 2 of 2
Drawing  E and O E