

BB02-JT :-2.54mm (0.1") SOCKET, STRAIGHT, THROUGH HOLE, SINGLE ROW - 02 to 40 CONTACTS

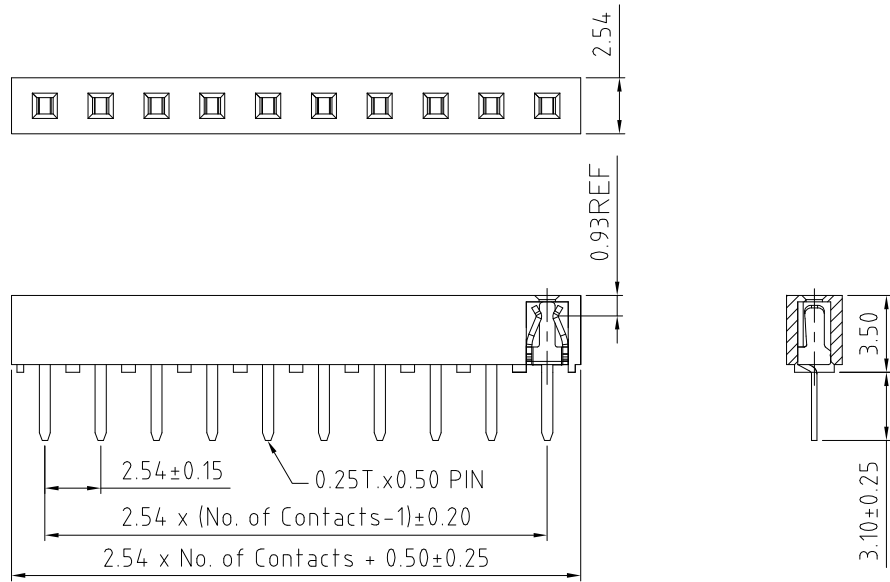
SPECIFICATIONS

CURRENT RATING 3 AMP
 INSULATOR RESISTANCE 1000 MEGOHMS MIN.
 CONTACT RESISTANCE 20m ohms MAX.
 DIELECTRIC WITHSTANDING AC 600 V
 OPERATING TEMPREATURE -40°C TO +105°C
 CONTACT MATERIAL PHOSPHOR BRONZE
 INSULATOR MATERIAL THERMOPLASTIC, UL 94V-0
 STANDARD NYLON 6T
 PLATING GOLD, SELECTIVE, OR TIN OVER 30-50U" NICKEL
 SOLDERABILITY IR REFLOW: 260°C FOR 10 SEC
 WAVE: 230°C FOR 5-10 SEC
 MANUAL SOLDER: 350°C FOR 3-5 SEC

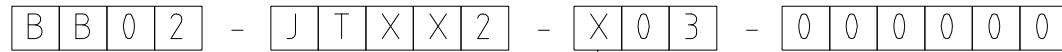
PACKED IN TUBE OR BOX.

MATES WITH: BB02-HA BB02-HY BB02-TP
 BB02-HC BB02-HZ
 BB02-HD BB02-TC
 BB02-HG BB02-TJ
 BB02-HH BB02-TK

NOTES:
 1. RECOMMENDED MATING PIN LENGTH: 2.5MM.

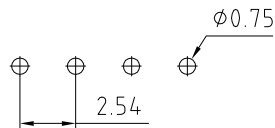


HOW TO ORDER



NO. OF CONTACTS:
 02 TO 40

CONTACT PLATING OPTIONS:
 K = GOLD FLASH (STANDARD)
 A = 10U" GOLD ON CONTACT/GOLD FLASH ON TAIL
 B = 15U" GOLD ON CONTACT/GOLD FLASH ON TAIL
 C = 30U" GOLD ON CONTACT/GOLD FLASH ON TAIL
 T = BRIGHT TIN
 M = MATT TIN
 D = GOLD FLASH ON CONTACT/BRIGHT TIN ON TAIL
 E = 10U" GOLD ON CONTACT/BRIGHT TIN ON TAIL
 F = 15U" GOLD ON CONTACT/BRIGHT TIN ON TAIL
 G = 30U" GOLD ON CONTACT/BRIGHT TIN ON TAIL



(Tolerance: ±0.05)

RECOMMENDED PC BOARD HOLE LAYOUT

REV. DATE & DRN
 10 29/12/08 - NYW RELEASE

Scale: 4:1	THIRD ANGLE	Unstated Tolerances: X ± 0.30 .X ± 0.25 .XX ± 0.15 .XXX ± 0.10	Material SEE NOTE	 www.gradconn.com	Type: BB02-JT
Drawn: NYW					BB02-JT Drawing Number:
App'd: XXXX	Title: SOCKET		NOT TO SCALE		Sheet 1 of 1
Date: 29 DEC '08	Revision: 1.0		Unit: mm		Drawing © E and O E

THIS DRAWING IS CONFIDENTIAL AND MUST NOT BE COPIED OR DISCLOSED WITHOUT WRITTEN CONSENT