

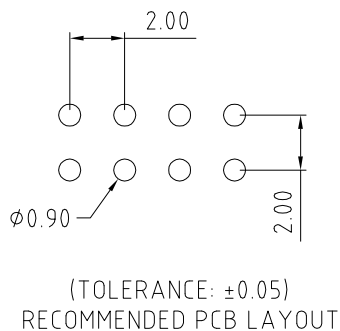
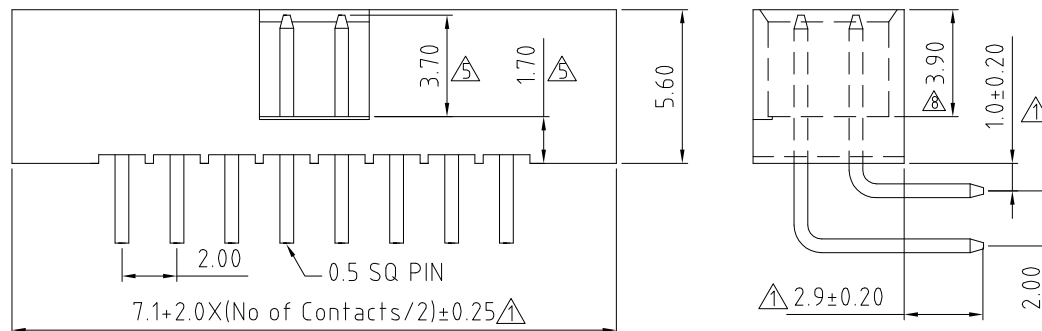
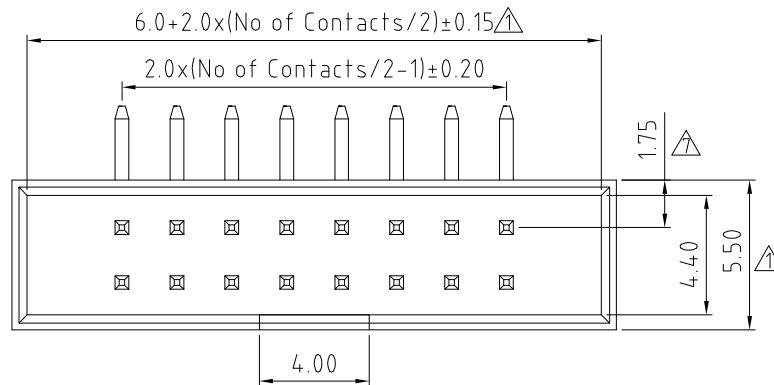
BB02-FQ:- 2.00mm X 2.00mm (0.079" X 0.079") BOX HEADER, RIGHT ANGLE, THROUGH HOLE TYPE, 06 TO 50 CONTACTS

SPECIFICATIONS :

CURRENT RATING 2 AMP
 INSULATOR RESISTANCE 1000 MEGOHMS MIN.
 DIELECTRI WITHSTANDING AC 500 V
 OPERATING TEMPERATURE -40°C TO +105°C
 CONTACT MATERIAL BRASS
 INSULATOR MATERIAL THERMO PLASTIC, UL 94V-0
 STANDARD : NYLON 6T

PLATING GOLD OR TIN OVER 30~50U" NICKEL
 SOLDERABILITY: IR REFLOW: 260°C FOR 10 SEC
 WAVE: 230°C FOR 5-10 SEC
 MANUAL SOLDER: 350°C FOR 3-5 SEC

MATES WITH :- BB02-GH BB02-RJ
 BB02-GP BB02-RL
 BB02-GQ BB02-RP (perfect mate)



HOW TO ORDER

BB02 - FQXX1 - X02 - 290000

NO. OF CONTACTS: Δ
 6 TO 36
 40, 44, 50

CONTACT PLATING OPTIONS:
 K = GOLD FLASH (STANDARD)
 A = 10U" GOLD ON CONTACT/GOLD FLASH ON TAIL
 B = 15U" GOLD ON CONTACT/GOLD FLASH ON TAIL
 C = 30U" GOLD ON CONTACT/GOLD FLASH ON TAIL
 T = BRIGHT TIN
 M = MATT TIN

PACKAGING TYPE:
 2 = TRAY Δ

REV.	DATE & DWN.
10	29/07/03 - NR - RELEASE
11	13/04/05 - NYW - CHANGES
12	13/04/05 - NYW - CHANGE PACKAGE
13	13/04/05 - NYW - REMOVE PIN LENGTH OPTION
14	07/08/06 - NYW - AMEND PLASTIC MATERIAL
15	07/08/06 - NYW - AMEND NO. OF CONTACTS
16	02/06/08 - CHC - DRAWING MODIFICATION
17	18/07/08 - CHC - PLATING MODIFICATION
18	05/02/09 - CHC - INCREASE DIMENSION
19	02/11/09 - NYW - DRAWING MODIFICATION
20	02/11/09 - NYW - CHANGE MAX. PIN# TO 50
21	02/11/09 - NYW - ADD DIMENSION
22	07/03/14 - NYW - ADD DIMENSION
23	07/03/14 - NYW - AMEND MATING P/N

Scale:	5:1	THIRD ANGLE	Unstated Tolerances: X ± 0.30 .X ± 0.25 .XX ± 0.15 .XXX ± 0.10	Material	SEE NOTE
Drawn:	CHC				
App'd:	XXXX	Title	BOX HEADER		NOT TO SCALE
Date:	7 MAR. '14	Revision	1.9	Unit	mm



www.gradconn.com

THIS DRAWING IS CONFIDENTIAL AND MUST NOT BE COPIED OR DISCLOSED WITHOUT WRITTEN CONSENT

Type:	BB02-FQ
BB02-FQ	
Drawing Number:	
Sheet 1	of 1
Drawing	E and O E