

BB02-FF :- 2.00mm (0.079") PIN HEADER, DUAL ROW, STRAIGHT, THROUGH HOLE, 4 to 80 CONTACTS, BOARD SPACER

SPECIFICATIONS

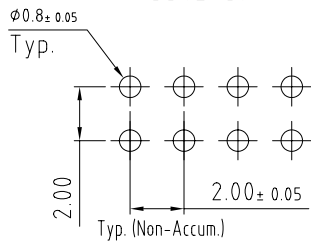
CURRENT RATING 1 AMP
 INSULATOR RESISTANCE 5000 MEGOHMS MIN.
 DIELECTRIC WITHSTANDING AC 500 V
 OPERATING TEMPERATURE -40°C TO +105°C
 CONTACT MATERIAL BRASS
 INSULATOR MATERIAL POLYESTER, UL 94V-0
 STANDARD: PBT
 PLATING GOLD, TIN, OR SELECTIVE OVER 50U" NICKEL
 SOLDERABILITY: PBT - MANUAL SOLDER: 330°C FOR 3-5 SEC
 (NOT SUITABLE FOR HI-TEMP PROCESS)
 NYLON 6T - IR REFLOW: 260°C FOR 10 SEC
 WAVE: 230°C FOR 5-10 SEC
 MANUAL SOLDER: 350°C FOR 3-5 SEC

PACKED LOOSE IN BAG Δ

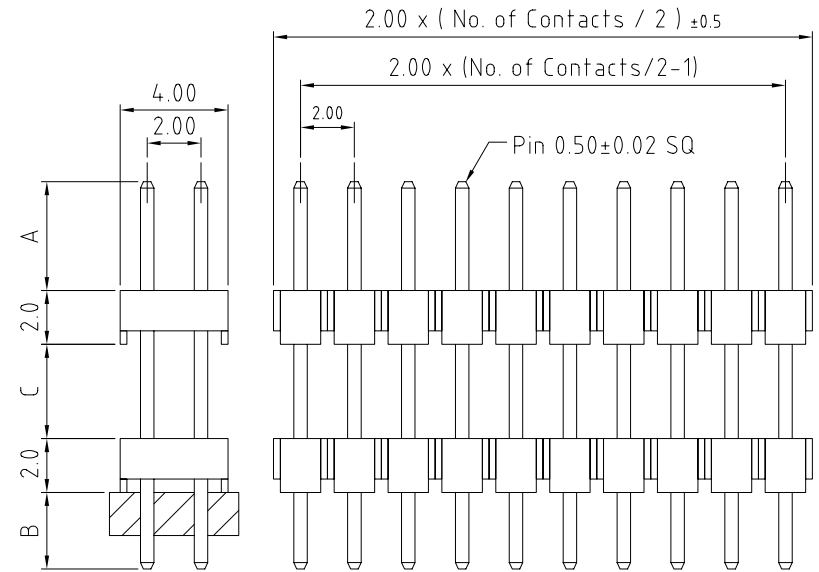
NOTES:

- 1. MAXIMUM TOTAL OVERALL PIN LENGTH 30MM (A+2mm+C+2mm+B) Δ
- 2. MINIMUM C DIMENSION IS 0 Δ

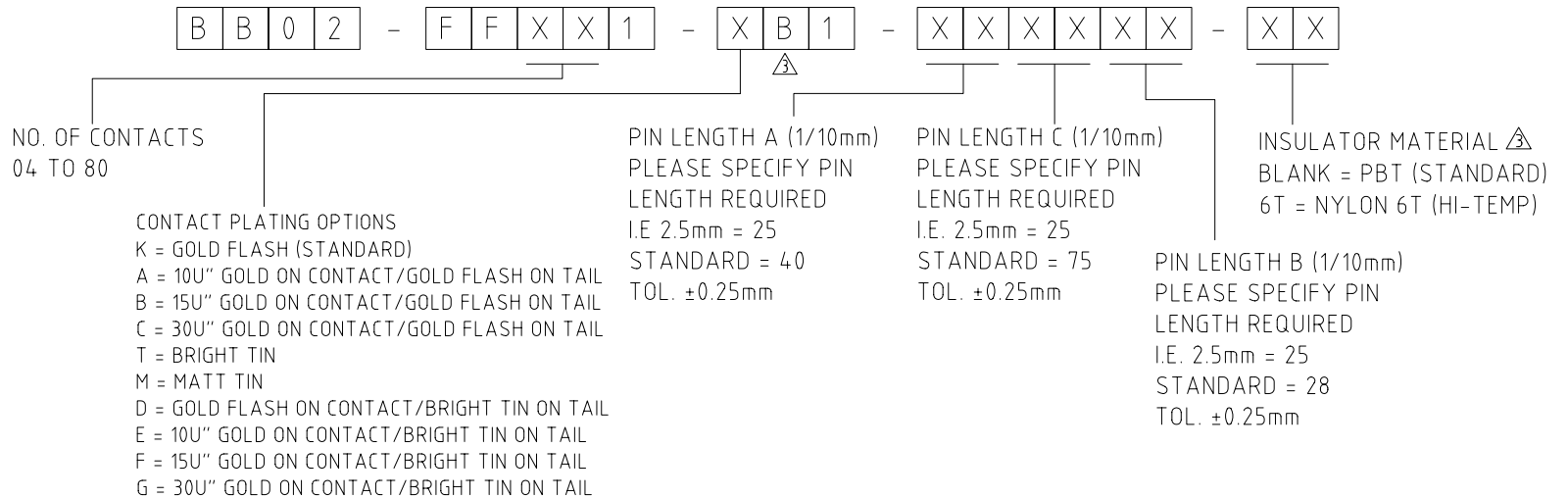
MATES WITH: - BB02-GH BB02-GT
 BB02-GK BB02-GY
 BB02-GL BB02-GZ
 BB02-GM BB02-RG
 BB02-GP BB02-RJ
 BB02-GQ



RECOMMENDED PCB HOLE LAYOUT



HOW TO ORDER



REV.	DATE & DRN
10	06/06/02 - SJT RELEASE
11	28/07/04 - NYW
12	23/02/05 - NYW
13	09/08/06 - NYW
14	28/09/07 - CHC
15	12/02/08 - NYW
16	29/02/08 - NYW

11	28/07/04 - NYW	REMOVE PIN OPTION A.
12	23/02/05 - NYW	AMEND PACK OPTION.
13	09/08/06 - NYW	ADD PLASTIC OPTION.
14	28/09/07 - CHC	REMOVE PIN MATERIAL C.
15	12/02/08 - NYW	DRAWING MODIFICATION.
16	29/02/08 - NYW	ADD NOTES 1.
		ADD NOTES 2.
		PLATING MODIFICATION.

Scale:	5-1
Drawn:	CHC
App'd:	XXXX
Date:	29 FEB '08

THIRD ANGLE	
Title	PIN HEADER
Revision:	16

Unstated Tolerances:	0 Dec Places 1 Dec Places 2 Dec Places 3 Dec Places
Material	SEE NOTE
	NOT TO SCALE
Unit:	mm

www.gradconn.com

THIS DRAWING IS CONFIDENTIAL AND MUST NOT BE COPIED OR DISCLOSED WITHOUT WRITTEN CONSENT

Type:	BB02-FF
	BB02-FF
Drawing Number:	
Sheet 1	of 1
Drawing	E and O E