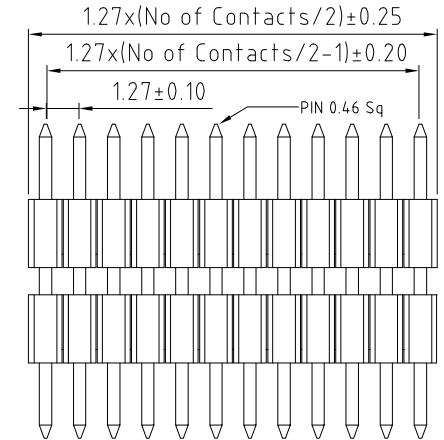
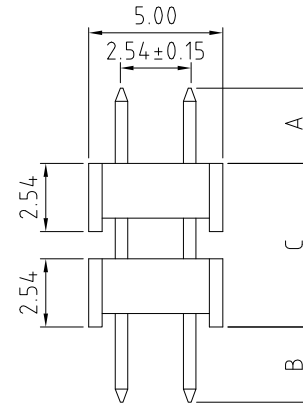
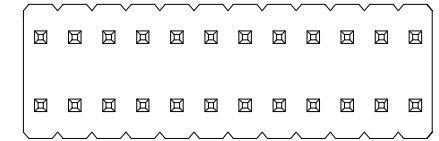
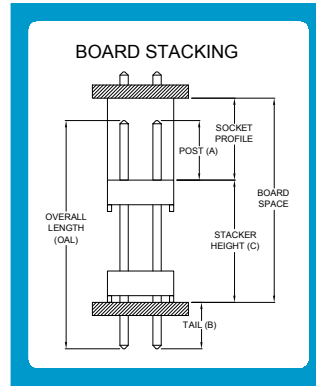


BB02-DG :- 1.27mm x 2.54mm (0.05" x 0.1") DUAL ROW PIN HEADER, STRAIGHT, THROUGH HOLE, 06 TO 80 CONTACTS

SPECIFICATIONS

CURRENT RATING	1 AMP
INSULATOR RESISTANCE	1000 MEGOHMS MIN.
DIELECTRIC WITHSTANDING	AC 300 V
OPERATING TEMPERATURE	-40°C TO +105°C
CONTACT MATERIAL	BRASS
INSULATOR MATERIAL	THERMOPLASTIC, UL 94V-0
PLATING	GOLD, TIN OR SELECTIVE OVER 30~50U" NICKEL
SOLDERABILITY	IR REFLOW: 280°C FOR 10 SEC
	WAVE: 250°C FOR 5-10 SEC
	MANUAL SOLDER: 380°C FOR 5-10 SEC

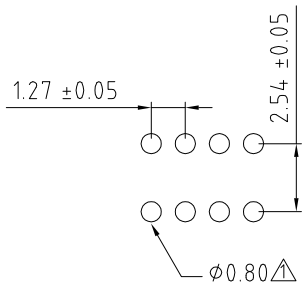


PACKED IN TRAY OR BOX.

MATES WITH :- BB02-EA
BB02-EB
BB02-EC

NOTES:
1. MAX. OAL (OVERALL PIN LENGTH A+C+B) = 4.0mm.

HOW TO ORDER



NO. OF CONTACTS
06 TO 80

CONTACT PLATING OPTIONS
 K = GOLD FLASH (STANDARD)
 A = 10U" GOLD ON CONTACT/GOLD FLASH ON TAIL
 B = 15U" GOLD ON CONTACT/GOLD FLASH ON TAIL
 C = 30U" GOLD ON CONTACT/GOLD FLASH ON TAIL
 T = BRIGHT TIN
 M = MATT TIN
 D = GOLD FLASH ON CONTACT/BRIGHT TIN ON TAIL
 E = 10U" GOLD ON CONTACT/BRIGHT TIN ON TAIL
 F = 15U" GOLD ON CONTACT/BRIGHT TIN ON TAIL
 G = 30U" GOLD ON CONTACT/BRIGHT TIN ON TAIL

PIN LENGTH A (1/10mm)
 SPECIFY PIN LENGTH
 STANDARD = 40 = 4.0mm
 MINIMUM = 10 = 1.0mm
 MAXIMUM = 150 = 15.0mm
 TOL.: ±0.25mm

PIN LENGTH B (1/10mm)
 SPECIFY PIN LENGTH
 STANDARD = 26 = 2.6mm
 MINIMUM = 10 = 1.0mm
 MAXIMUM = 150 = 15.0mm
 TOL.: ±0.25mm

PIN LENGTH C (1/10mm)
 SPECIFY PIN LENGTH
 MINIMUM = 51 = 5.1mm
 MAXIMUM = SEE NOTE: 1
 TOL.: ±0.25mm

LONGER PIN LENGTH REQUIRED?
 If pin length required is longer than 9.9mm (99), then use a '/' to separate the numbers.
 Example: A=6.0mm, B=3.0mm, C=12.5mm, mark as 60 / 30 / 125.

REV. DATE & DRN
 10 05/07/09 - NYW RELEASE
 11 10/03/11 - NYW AMEND PCB HOLE LAYOUT.
 12 20/05/11 - NYW CHANGE INSULATOR TO LCP.

Scale: 5:1	THIRD ANGLE	Unstated Tolerances: X ± 0.30 X ± 0.25 XX ± 0.15 XXX ± 0.10
Drawn: NYW		Material: SEE NOTE
App'd: XXXX	Title: PIN HEADER	NOT TO SCALE
Date: 20 MAY '11	Revision: 1.2	UNIT: mm



THIS DRAWING IS CONFIDENTIAL AND MUST NOT BE COPIED OR DISCLOSED WITHOUT WRITTEN CONSENT

Type: BB02-DG
BB02-DG
Drawing Number:
Sheet 1 of 1
Drawing © E and O E