BB02-CQ	CUSTOMER PRODUCT SPECIFICATION SHEET	RoHS Compliant

BB02-CQ :- 1.27mm x 1.27mm (0.05" x 0.05") BTB SOCKET, DUAL ROW, STRAIGHT, SMD TYPE - 04 to 60 CONTACTS, DUAL ENTRY

SPECIFICATIONS

CURRENT RATING	1 AMP
INSULATOR RESISTANCE	1000 MEGOHMS MIN.
CONTACTS RESISTANCE	20m OHMS MAX.
DIELECTRIC WITHSTANDING	AC 300 V
OPERATING TEMPERATURE	-40°C TO +105°C
CONTACT MATERIAL	PHOSPHOR BRONZE
INSULATOR MATERIAL	THERMOPLASTIC, UL 94V-0 STANDARD: LCP + 30% G/F

PLATING GOLD OR TIN OVER 30~50U" NICKEL

SOLDERABILITY: IR REFLOW: 280°C FOR 10 SEC
MANUAL SOLDER: 380°C FOR 3-5 SEC

NOTES:

1. RECOMMENDED MATING PIN LENGTH FROM TOP ENTRY IS 1.5MM 6

MATES WITH:- BB02-BC BB02-BS
BB02-BD BB02-NE
BB02-BK
BB02-BP

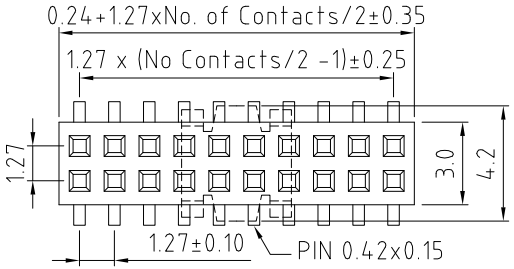

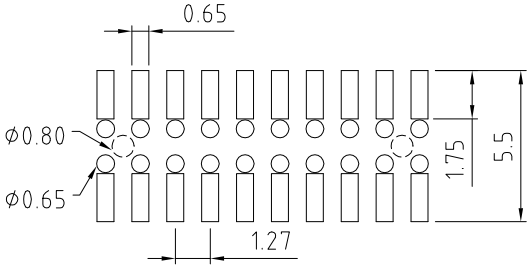

BOTTOM ENTRY TYPE
RECOMMENDED PC BOARD HOLE LAYOUT

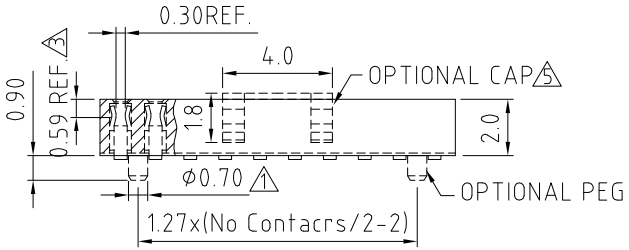

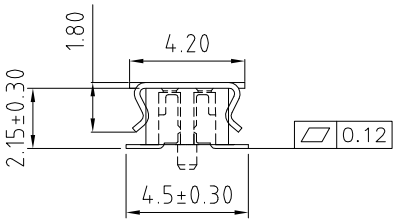

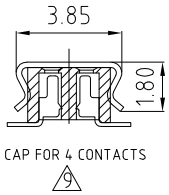

HOW TO ORDER

B B 0 2 - C Q X X 2 - X 0 X - X 0 0 0 0 0 0

1 NO. OF CONTACTS
2 9 04 TO 60

CONTACT PLATING OPTIONS: 2
K = GOLD FLASH (STANDARD)
A = 10U" GOLD ON CONTACT/GOLD FLASH ON TAIL
B = 15U" GOLD ON CONTACT/GOLD FLASH ON TAIL
C = 30U" GOLD ON CONTACT/GOLD FLASH ON TAIL
T = BRIGHT TIN
M = MATT TIN

PACKAGING OPTIONS: 1 2 5
3 = TUBE
5 = TUBE + CAP
6 = TAPE & REEL
8 = TAPE & REEL + CAP

LOCATING PEG OPTIONS:
0 = WITH PEGS (MIN. 6 PINS)
9 1 = WITHOUT PEGS

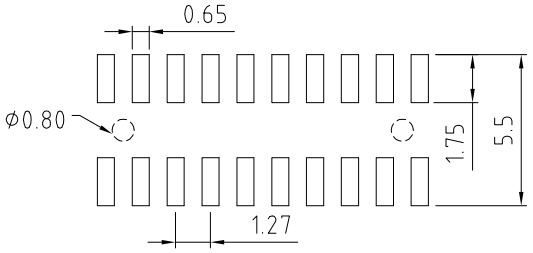

TOP ENTRY TYPE
RECOMMENDED PCB HOLE LAYOUT 1 2
(TOLERANCE: ±0.05)

REV.	DATE & DRN	
1.0	11/04/'05 - NYW	RELEASE
1.1	14/07/'05 - NYW	AMEND NO. OF CONTACTS. AMEND DIMENSIONS. AMEND LOCATING PEG. AMEND PCB LAYOUT. AMEND PACK OPTIONS.
1.2	19/01/'06 - NYW	AMEND MAX PINS TO 80. REMOVE EXCESSIVE GOLD. ADD PCB HOLE LAYOUT. REMOVE CAP OPTION.
1.3	09/03/'06 - NYW	ADD CONTACT DISTANCE.
1.4	20/07/'06 - NYW	DRAWING MODIFICATION. ADD FILM DRAWING.
1.5	26/09/'06 - NYW	REMOVE FILM ADD CAP.
1.6	18/05/'07 - CHC	ADD NOTES 1.
1.7	24/01/'08 - NYW	PLATING MODIFICATION.
1.8	21/05/'08 - NYW	ADD MATT TIN PLATING.
1.9	16/12/'08 - CHC	ADD 4 CONTACTS. AMEND DIMENSIONS. AMEND LOCATING PEG. ADD CAP FOR 4 CONTACTS.
2.0	22/12/'09 - NYW	CHANGE INSUATLOR TO LCP.
2.1	05/03/'19 - NYW	AMEND MAX. PIN# TO 60.

Scale: 5:1	THIRD ANGLE	Unstated Tolerances: X. ± 0.30, .X ± 0.25, .XX ± 0.15, .XXX ± 0.10	Material SEE NOTE
Drawn: NYW			
App'd: XXXX	Title SOCKET		NOT TO SCALE
Date: 5 MAR. '19	Revision: 2.1		UNIT: mm

GradConn
www.gradconn.com

© THIS DRAWING IS CONFIDENTIAL AND MUST NOT BE COPIED OR DISCLOSED WITHOUT WRITTEN CONSENT

Type: BB02-CQ
BB02-CQ
Drawing Number:
Sheet 1 of 1
Drawing © E and O E