

CH03-DD-A - SIM CARD HOLDER WITH SWITCH 6 OR 8 PINS PUSH PUSH TYPE

FEATURES

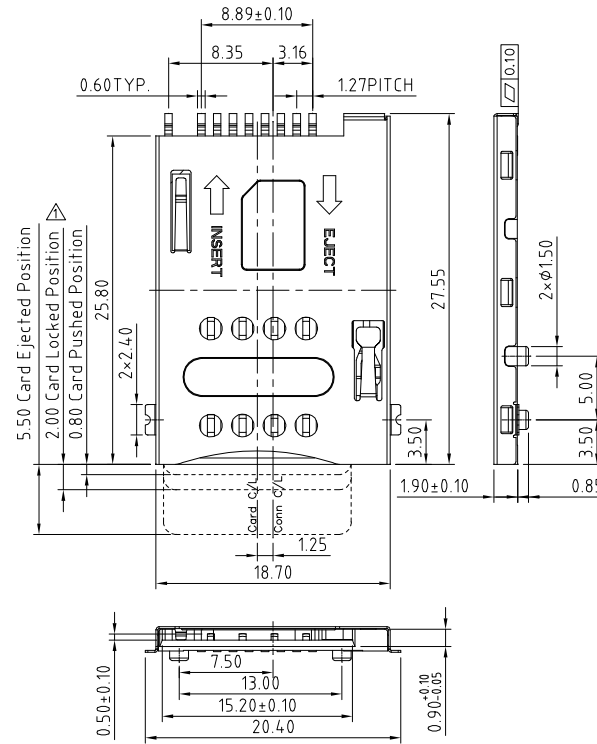
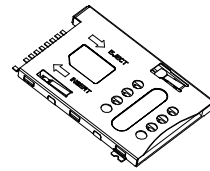
- 1. GENERAL CHARACTERISTICS
 - DIMENSIONS: 27.55L x 18.70W x 1.90H mm
 - WEIGHT: APPROX. 1.38g
 - CONTACT PRINCIPLE: FRICTION TECHNOLOGY
 - OPERATING POSITION: SHAFT UP / DOWN / HORIZONTAL
 - MOUNTING SYSTEM: SMT TYPE (post optional)
 - FUNCTION: PUSH PUSH TYPE
 - DURABILITY: 5,000 CYCLES MIN.

- 2. MECHANICAL CHARACTERISTICS
 - INSULATION MATERIAL: THERMOPLASTIC, UL 94V-0
 - ROHS DIRECTIVE 2002/95/EC COMPLIANT

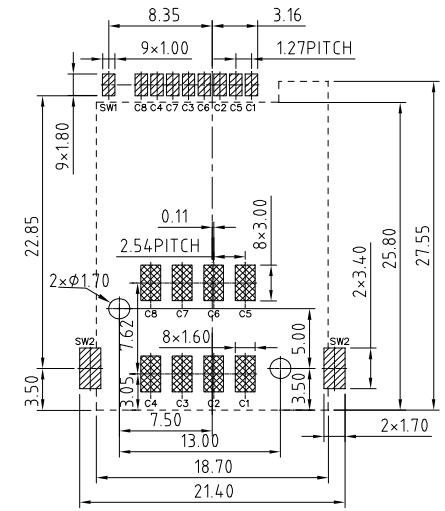
- 3. ELECTRICAL CHARACTERISTICS
 - NUMBER OF CONTACTS: 6, 8 PINS (OPTIONAL)
 - CONTACT RESISTANCE: 50M OHMS TYP. 100M OHMS MAX.
 - INSULATION RESISTANCE: > 1000M OHMS / 500V DC
 - SWITCH TYPE: BLADE
 - OPERATION: NORMALLY CLOSE

- 4. SOLDERABILITY
 - WAVE: NOT APPLICABLE
 - IR REFLOW: 260°C, 10 SEC. MAX.
 - MANUAL SOLDERING: 360°C, 3 SEC. MAX.

- 5. ENVIRONMENTAL CHARACTERISTICS
 - OPERATING TEMPERATURE: -40°C ~ +85°C
 - OPERATING HUMIDITY: 10% ~ 95% RH
 - STORAGE TEMPERATURE: -40°C ~ +85°C
 - STORAGE HUMIDITY: 10% ~ 95% RH



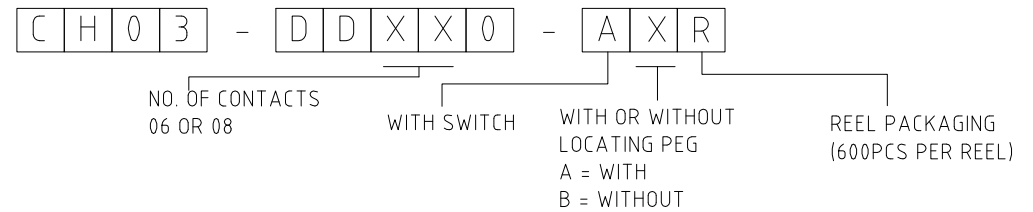
UNIT: MM; TOLERANCES: ±0.15 MM
 MECHANICAL OUTLINE DIMENSION



UNIT: MM; TOLERANCES: ±0.05 MM
 REFERENCE DIMENSION FOR PCB LAYOUT

- NOTES:
- 1. ACCEPTABLE SIM CARD SIZE SHOULD MEET GSM 11.11 SPECIFICATION REQUIREMENT.

HOW TO ORDER



REV. DATE & DRN	Scale: NTS	THIRD ANGLE	Unstated Tolerances: 0 Dec Places 1 Dec Places 2 Dec Places 3 Dec Places	Material SEE NOTE
T.O. 18/06/09-LIC RELEASE	Drawn: CHC			
T1 04/07/13 - NYW	App'd: XXXX	Title SIM CARD ACCEPTOR		NOT TO SCALE
Δ: A: REVID DISCRPTION	Date: 4 JAN '13	Revision: 11		Unit: mm

www.gradconn.com		Type: CH03-DD
		CH03-DD-A
		Drawing Number:
THIS DRAWING IS CONFIDENTIAL AND MUST NOT BE COPIED OR DISCLOSED WITHOUT WRITTEN CONSENT		Sheet 1 of 1
		Drawing C E and O E

www.gradconn.com		Type: CH03-DD
		CH03-DD-A
		Drawing Number:
THIS DRAWING IS CONFIDENTIAL AND MUST NOT BE COPIED OR DISCLOSED WITHOUT WRITTEN CONSENT		Sheet 1 of 1
		Drawing C E and O E