

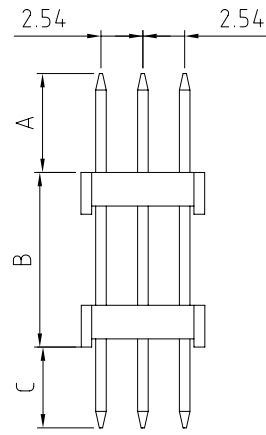
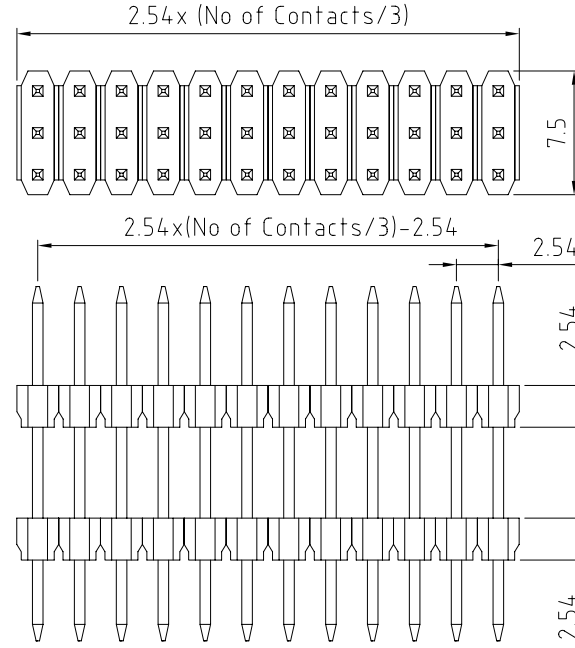
BB02-HW :- 2.54MM TRIPLE ROW PIN HEADER, 09 TO 120 CONTACTS

SPECIFICATIONS

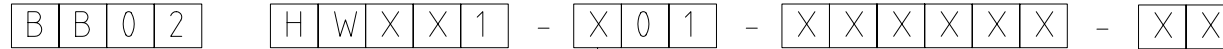
CURRENT RATING	3 AMPS
INSULATOR RESISTANCE	5000 MEGOHMS MIN.
CONTACT RESISTANCE	20 MILLIOHMS MAX.
DIELECTRIC WITHSTANDING	AC 500 V
OPERATING TEMPERATURE	-40° TO +105°C
CONTACT MATERIAL	BRASS
INSULATOR MATERIAL	POLYESTER UL 94V-0 STANDARD P.B.T.
FINISH	GOLD, SELECTIVE GOLD OR TIN PLATED
SOLDERABILITY:	PBT - MANUAL SOLDER: 330°C FOR 3-5 SEC (NOT SUITABLE FOR HI-TEMP PROCESS) NYLON 6T - IR REFLOW: 260°C FOR 10 SEC WAVE: 230°C FOR 5-10 SEC MANUAL SOLDER: 350°C FOR 3-5 SEC

PACKED LOOSE IN BAG.

MATES WITH :- BB02-LA
BB02-LB



HOW TO ORDER -



NO. OF CONTACTS
09 to 99
102 Contacts = A2
105 Contacts = A5
108 Contacts = A8
111 Contacts = B1
114 Contacts = B4
117 Contacts = B7
120 Contacts = C0

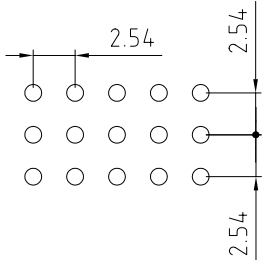
CONTACT PLATING
GOLD FLASH = K
10 MICRO INCHES GOLD = A
15 MICRO INCHES GOLD = B
30 MICRO INCHES GOLD = C
TIN = T
SELECTIVE GOLD FLASH = D
SELECTIVE 10 MICRO INCHES GOLD = E
SELECTIVE 15 MICRO INCHES GOLD = F
SELECTIVE 30 MICRO INCHES GOLD = G
STANDARD = D

PIN LENGTH A (1/10mm)
PLEASE SPECIFY PIN
LENGTH REQUIRED
I.E. 2.5mm = 25
TOL. ±0.2mm

PIN LENGTH B (1/10mm)
PLEASE SPECIFY PIN
LENGTH REQUIRED
I.E. 2.5mm = 25
TOL. ±0.2mm

PIN LENGTH C (1/10mm)
PLEASE SPECIFY PIN
LENGTH REQUIRED
I.E. 2.5mm = 25
TOL. ±0.2mm

INSULATOR MATERIAL Δ
BLANK = PBT (STANDARD)
6T = NYLON 6T (HI-TEMP)



RECOMMENDED PC BOARD
HOLE LAYOUT