

BB02-GP-A:- 2.00mm x 2.00mm (0.079" x 0.079") ELEVATED FEMALE HEADER, DUAL ROW, 04 TO 80 CONTACTS

SPECIFICATIONS :

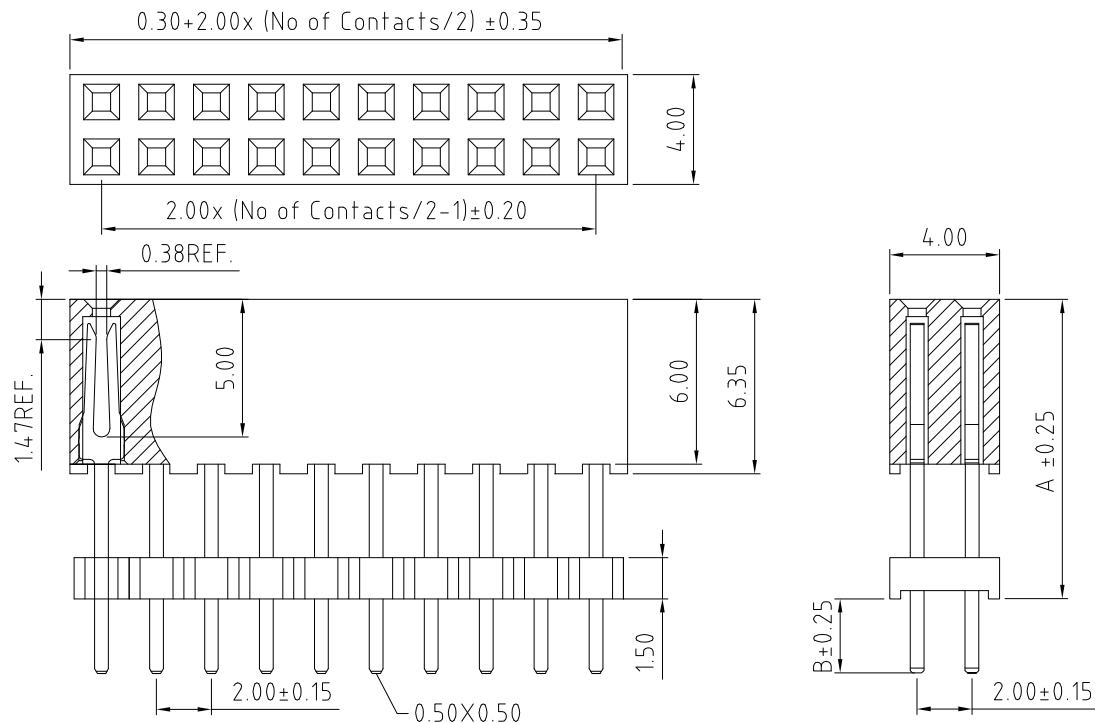
CURRENT RATING	2 AMP
INSULATOR RESISTANCE	1000 MEGOHMS MIN.
DIELECTRIC WITHSTANDING	AC 500 V
OPERATING TEMPERATURE	-40°C TO +105°C
CONTACT MATERIAL	PHOSPHOR BRONZE
INSULATOR MATERIAL	THERMOPLASTIC, UL 94V-0
	STANDARD: LCP
PLATING	GOLD, TIN, OR SELECTIVE OVER 30~50U" NICKEL
SOLDERABILITY	IR REFLOW: 280°C FOR 10 SEC
	WAVE: 250°C FOR 5-10 SEC
	MANUAL SOLDER: 380°C FOR 3-5 SEC

NOTES:

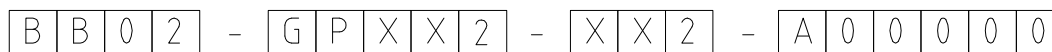
1. RECOMMENDED MATING PIN LENGTH: 3.0MM-4.0MM

MATES WITH: -

BB02-FA	BB02-FU	BB02-RN
BB02-FD	BB02-FW	BB02-4F
BB02-FE	BB02-FY	
BB02-FG	BB02-FZ	
BB02-FS	BB02-RH	



HOW TO ORDER



NO. OF CONTACTS:  
04 TO 80

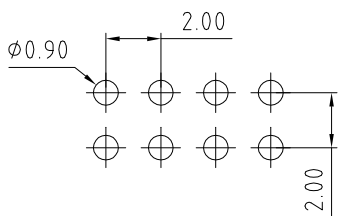
CONTACT PLATING OPTIONS:

- K = GOLD FLASH (STANDARD)
- A = 10U" GOLD ON CONTACT/GOLD FLASH ON TAIL
- B = 15U" GOLD ON CONTACT/GOLD FLASH ON TAIL
- C = 30U" GOLD ON CONTACT/GOLD FLASH ON TAIL
- T = BRIGHT TIN
- M = MATT TIN
- D = GOLD FLASH ON CONTACT/BRIGHT TIN ON TAIL
- E = 10U" GOLD ON CONTACT/BRIGHT TIN ON TAIL
- F = 15U" GOLD ON CONTACT/BRIGHT TIN ON TAIL
- G = 30U" GOLD ON CONTACT/BRIGHT TIN ON TAIL

PROFILE OPTIONS:

- 1 = A : 10.90, B : 2.70
- 2 = A : 11.39, B : 2.21
- 3 = A : 8.25, B : 6.00
- 4 = A : 8.35, B : 5.50
- 5 = A : 15.50, B : 6.10
- 6 = A : 12.45, B : 9.15
- 7 = A : 18.55, B : 3.05
- 8 = A : 17.70, B : 2.30
- 9 = A : 14.00, B : 7.60

PACKAGING OPTIONS:  
2 = TRAY OR BOX



RECOMMENDED PCB LAYOUT  
(TOLERANCE: ±0.05)

REV.	DATE & DRN
10	03/07/01 - CMC RELEASE
11	03/06/06 - CMC PLATING MODIFICATION
12	05/02/09 - CMC DRAWING MODIFICATION
13	05/17/09 - NYW ADD PROFILE OPTIONS 3 & 4.
14	21/05/10 - CMC ADD PROFILE OPTIONS 5-7.
15	29/05/13 - NYW ADD PROFILE OPTION 8.
16	02/09/13 - NYW ADD PROFILE OPTION 9.

Scale:	5:1	THIRD ANGLE	Unstated Tolerances: X ± 0.30 X ± 0.25 XX ± 0.15 XXX ± 0.10	Material	SEE NOTE
Drawn:	CHC				
App'd:	XXXX	Title	ELEVATED FEMALE HEADER		NOT TO SCALE
Date:	2 SEP '13	Revision:	1.6	Unit:	mm

www.gradconn.com

THIS DRAWING IS CONFIDENTIAL AND MUST NOT BE COPIED OR DISCLOSED WITHOUT WRITTEN CONSENT

Type:	BB02-GP
	BB02-GP-A
Drawing Number:	
Sheet	1 of 1
Drawing	© E and O E