

BB02-FJ

CUSTOMER PRODUCT SPECIFICATION SHEET

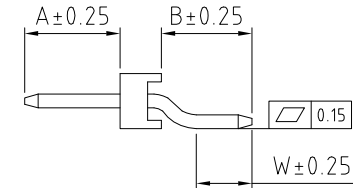
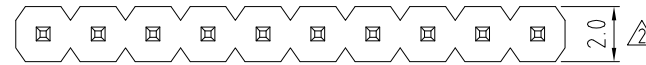
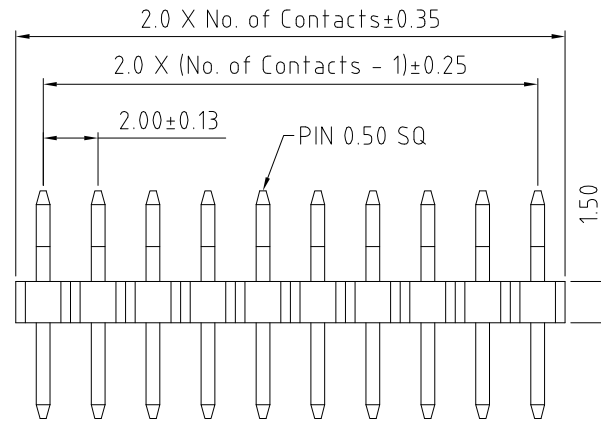


BB02-FJ :- 2.00mm ( 0.079" ) PIN HEADER, SINGLE ROW, RIGHT ANGLE, SMT TYPE - 02 to 40 CONTACTS

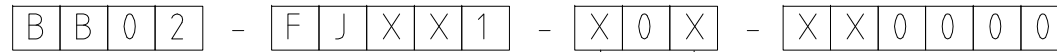
SPECIFICATIONS

CURRENT RATING 2 AMP  
 INSULATOR RESISTANCE 1000 MEGOHMS MIN.  
 DIELECTRIC WITHSTANDING AC 500 V  
 OPERATING TEMPERATURE -40°C TO +105°C  
 CONTACT MATERIAL BRASS  
 INSULATOR MATERIAL POLYESTER,UL 94V-0  
 STANDARD : NYLON-6T  
 PLATING GOLD, TIN OR SELECTIVE OVER 30~50U" NICKEL  
 SOLDERABILITY IR REFLOW: 260°C FOR 10 SEC  
 WAVE: 230°C FOR 5-10 SEC  
 MANUAL SOLDER: 350°C FOR 3-5 SEC

MATES WITH: - BB02-GD  
 BB02-GS  
 BB02-RK  
 BB02-RS



HOW TO ORDER

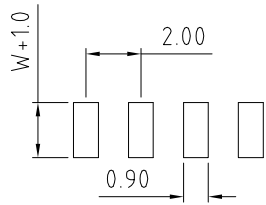


NO. OF CONTACTS  
02 TO 40

CONTACT PLATING OPTIONS  $\Delta$   
 K = GOLD FLASH (STANDARD)  
 A = 10U" GOLD ON CONTACT/GOLD FLASH ON TAIL  
 B = 15U" GOLD ON CONTACT/GOLD FLASH ON TAIL  
 C = 30U" GOLD ON CONTACT/GOLD FLASH ON TAIL  
 T = BRIGHT TIN  
 M = MATT TIN  
 D = GOLD FLASH ON CONTACT/BRIGHT TIN ON TAIL  
 E = 10U" GOLD ON CONTACT/BRIGHT TIN ON TAIL  
 F = 15U" GOLD ON CONTACT/BRIGHT TIN ON TAIL  
 G = 30U" GOLD ON CONTACT/BRIGHT TIN ON TAIL

PACKAGING OPTIONS  $\Delta$   
 2 - BULK IN TRAY  
 3 - TUBE  
 4 - TUBE & FILM  $\Delta$   
 6 - T & R  
 7 - T & R & FILM  $\Delta$   
 STANDARD = 2

$\Delta$  PIN LENGTH OPTIONS  
 00 - A=3.48, B=3.30, W=2.03  
 AA - A=4.45, B=2.80, W=1.25



(TOLERANCE: ±0.05)  
 RECOMMENDED PC BOARD HOLE LAYOUT

REV.	DATE & DRN
1.0	06/06/02 - SJT RELEASE
1.1	26/05/05 - NYW DRAWING MODIFICATION
1.2	07/09/05 - NYW ADD INSULATOR HEIGHT
1.3	07/09/05 - NYW AMEND PAKK OPTION
1.4	16/04/07 - NYW ADD PLATING OPTION
1.5	22/02/08 - NYW AMEND PAKK OPTION
1.6	17/07/09 - CHC DRAWING MODIFICATION

Scale:	5:1	THIRD ANGLE	Unstated Tolerances: X ± 0.30 .X ± 0.25 .XX ± 0.15 .XXX ± 0.10	Material	SEE NOTE
Drawn:	CHC				
App'd:	XXXX	Title	PIN HEADER		NOT TO SCALE
Date:	17 JAN '09	Revision:	1.6		Unit: mm

www.gradconn.com

THIS DRAWING IS CONFIDENTIAL AND MUST NOT BE COPIED OR DISCLOSED WITHOUT WRITTEN CONSENT

Type:	BB02-FJ
Drawing Number:	BB02-FJ
Sheet	1 of 1
Drawing	© E and O E