

CH03-DD-B - SIM CARD HOLDER WITHOUT SWITCH 6 OR 8 PINS PUSH PUSH TYPE

FEATURES

- 1. GENERAL CHARACTERISTICS
 - DIMENSIONS: 27.55L x 18.70W x 1.90H mm
 - WEIGHT: APPROX. 1.38g
 - CONTACT PRINCIPLE: FRICTION TECHNOLOGY
 - OPERATING POSITION: SHAFT UP / DOWN / HORIZONTAL
 - MOUNTING SYSTEM: SMT TYPE (post optional)
 - FUNCTION: PUSH PUSH TYPE
 - DURABILITY: 5,000 CYCLES MIN.

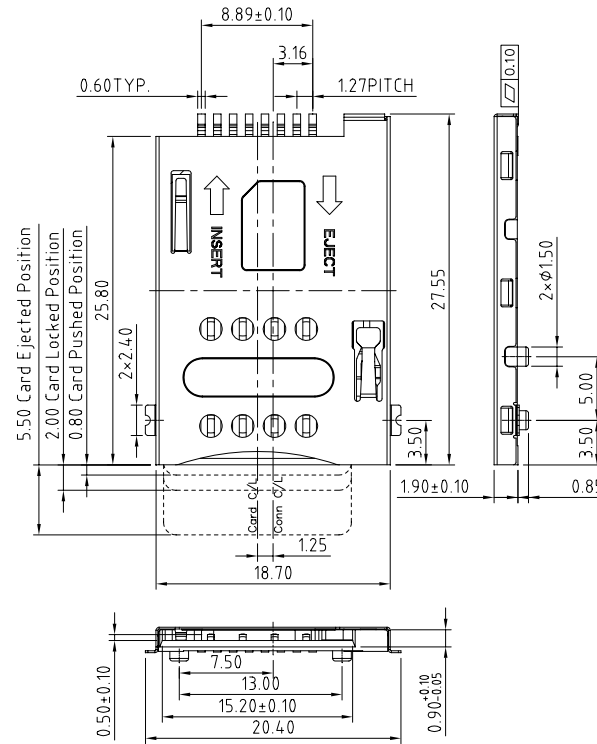
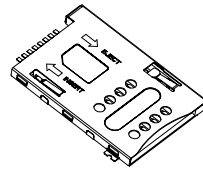
- 2. MECHANICAL CHARACTERISTICS
 - INSULATION MATERIAL: THERMOPLASTIC, UL 94V-0
 - ROHS DIRECTIVE 2002/95/EC COMPLIANT

- 3. ELECTRICAL CHARACTERISTICS
 - NUMBER OF CONTACTS: 6, 8 PINS (OPTIONAL)
 - CONTACT RESISTANCE: 50M OHMS TYP. 100M OHMS MAX.
 - INSULATION RESISTANCE: > 1000M OHMS / 500V DC

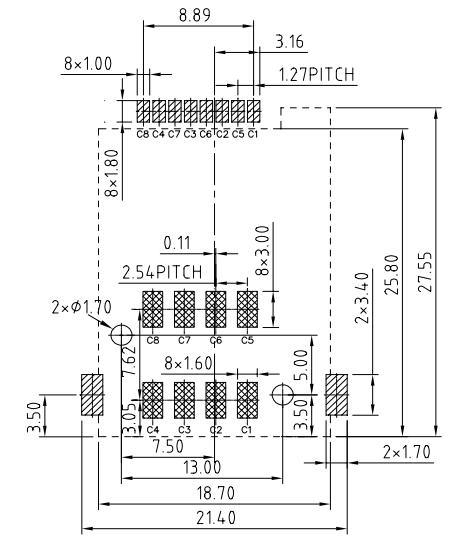
- 4. SOLDERABILITY
 - WAVE: NOT APPLICABLE
 - IR REFLOW: 260°C, 10 SEC. MAX.
 - MANUAL SOLDERING: 360°C, 3 SEC. MAX.

- 5. ENVIRONMENTAL CHARACTERISTICS
 - OPERATING TEMPERATURE: -40°C ~ +85°C
 - OPERATING HUMIDITY: 10% ~ 95% RH
 - STORAGE TEMPERATURE: -40°C ~ +85°C
 - STORAGE HUMIDITY: 10% ~ 95% RH

- NOTES:
- 1. ACCEPTABLE SIM CARD SIZE SHOULD MEET GSM 11.11 SPECIFICATION REQUIREMENT.

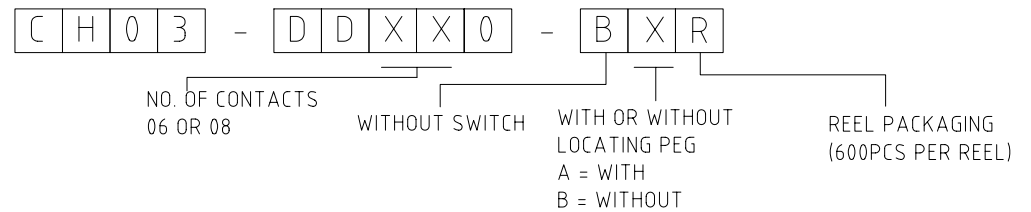


UNIT: MM; TOLERANCES: ±0.15 MM
MECHANICAL OUTLINE DIMENSION



UNIT: MM; TOLERANCES: ±0.05 MM
REFERENCE DIMENSION FOR PCB LAYOUT

HOW TO ORDER



REV. DATE & DRN TO 18/06/09-DRN RELEASE	Scale: NTS	THIRD ANGLE	Unstated Tolerances: 0 Dec Places 1 Dec Places 2 Dec Places 3 Dec Places	Material SEE NOTE
	Drawn: CHC			
	App'd: XXXX	Title SIM CARD ACCEPTOR		NOT TO SCALE
	Date: 18 JUNE '09	Revision: 1.0		Unit: mm

 www.gradconn.com		Type: CH03-DD
		CH03-DD-B
THIS DRAWING IS CONFIDENTIAL AND MUST NOT BE COPIED OR DISCLOSED WITHOUT WRITTEN CONSENT		Drawing Number:
		Sheet 1 of 1
Drawing C		E and O E

 www.gradconn.com		Type: CH03-DD
		CH03-DD-B
THIS DRAWING IS CONFIDENTIAL AND MUST NOT BE COPIED OR DISCLOSED WITHOUT WRITTEN CONSENT		Drawing Number:
		Sheet 1 of 1
Drawing C		E and O E