

CH03-BH080-B : SIM CARD HOLDER SMT 8 CONTACTS

FEATURES

1. GENERAL CHARACTERISTICS

DIMENSIONS: 29.70L x 17.20W x 2.50H mm
 OPERATING POSITION: SHAFT UP / DOWN / HORIZONTAL
 MOUNTING SYSTEM: SMT TYPE
 DURABILITY: 5,000 CYCLES
 OPERATION TEMPERATURE: -25°C TO +85°C

2. MECHANICAL CHARACTERISTICS

INSULATION MATERIAL: THERMOPLASTIC, UL 94V-0
 CONTACT MATERIAL: PHOSPHOR BRONZE
 CONTACT PLATING: GOLD ON CONTACT AREA, TIN ON SOLDER TAIL

3. ELECTRICAL CHARACTERISTICS

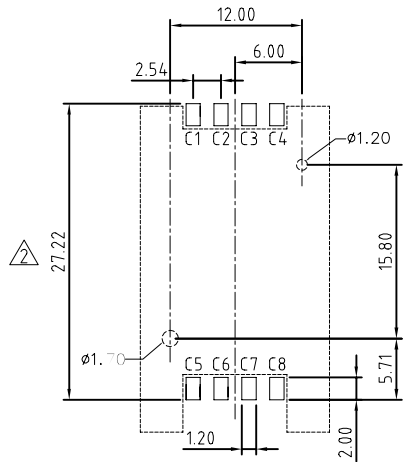
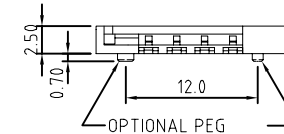
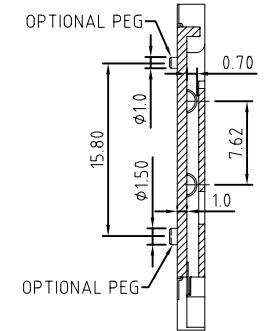
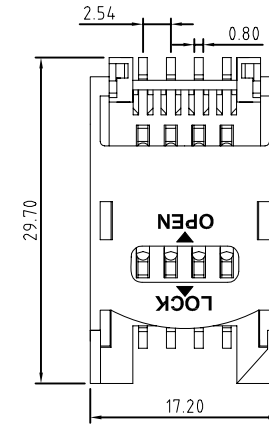
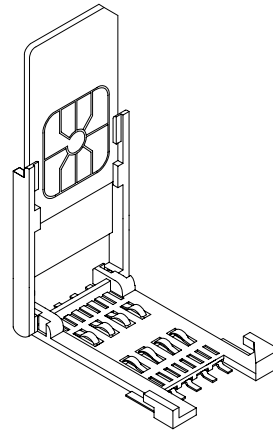
CONTACT RESISTANCE: 30M OHMS MAX.
 INSULATION RESISTANCE: > 1000M OHMS MIN. / 500V DC
 RATED CURRENT: 0.5A MAX.
 RATED VOLTAGE: 30V AC
 WITHSTANDING DIELECTRIC VOLTAGE: 500V AC R.M.S. FOR 1 MINUTE

4. SOLDERABILITY

MAX. PROCESSING TEMP.: 260°C FOR 10 SEC.

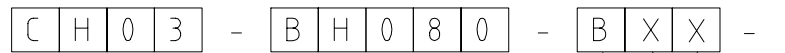
NOTES:

1. ACCEPTABLE SIM CARD SIZE SHOULD MEET GSM 11.11 SPECIFICATION REQUIREMENT.



RECOMMENDED PCB LAYOUT

HOW TO ORDER



NO. OF CONTACTS

WITHOUT SWITCH

WITH OR WITHOUT LOCATING PEG
 A = WITH
 B = WITHOUT

PACKAGING OPTIONS
 T = TRAY
 R = REEL

| | |
|------|------------------------|
| REV. | DATE & DRN |
| 10 | 07/07/03 - NYW RELEASE |
| 11 | 12/17/04 - NYW |
| 12 | 04/02/05 - NYW |
| 13 | 21/03/06 - NYW |
| 14 | 12/07/08 - NYW |
| 15 | 29/02/07 - NYW |
| 16 | 06/06/08 - NYW |
| 17 | 04/07/08 - NYW |

| | |
|----|----------------------|
| 18 | ADD ELECTRICAL SPEC. |
| 19 | ADD ELECTRICAL SPEC. |
| 20 | ADD ELECTRICAL SPEC. |
| 21 | ADD ELECTRICAL SPEC. |
| 22 | ADD ELECTRICAL SPEC. |
| 23 | ADD ELECTRICAL SPEC. |
| 24 | ADD ELECTRICAL SPEC. |
| 25 | ADD ELECTRICAL SPEC. |
| 26 | ADD ELECTRICAL SPEC. |
| 27 | ADD ELECTRICAL SPEC. |
| 28 | ADD ELECTRICAL SPEC. |
| 29 | ADD ELECTRICAL SPEC. |
| 30 | ADD ELECTRICAL SPEC. |
| 31 | ADD ELECTRICAL SPEC. |
| 32 | ADD ELECTRICAL SPEC. |
| 33 | ADD ELECTRICAL SPEC. |
| 34 | ADD ELECTRICAL SPEC. |
| 35 | ADD ELECTRICAL SPEC. |
| 36 | ADD ELECTRICAL SPEC. |
| 37 | ADD ELECTRICAL SPEC. |
| 38 | ADD ELECTRICAL SPEC. |
| 39 | ADD ELECTRICAL SPEC. |
| 40 | ADD ELECTRICAL SPEC. |
| 41 | ADD ELECTRICAL SPEC. |
| 42 | ADD ELECTRICAL SPEC. |
| 43 | ADD ELECTRICAL SPEC. |
| 44 | ADD ELECTRICAL SPEC. |
| 45 | ADD ELECTRICAL SPEC. |
| 46 | ADD ELECTRICAL SPEC. |
| 47 | ADD ELECTRICAL SPEC. |
| 48 | ADD ELECTRICAL SPEC. |
| 49 | ADD ELECTRICAL SPEC. |
| 50 | ADD ELECTRICAL SPEC. |

| | |
|--------|-----------|
| Scale: | 2:1 |
| Drawn: | NYW |
| App'd: | XXXX |
| Date: | 4 JUN '08 |

| | |
|-------------|-------------------|
| THIRD ANGLE | |
| Title | SIM CARD ACCEPTOR |
| Revision | 17 |

| | |
|----------------------|--|
| Unstated Tolerances: | 0 Dec Places 1 Dec Places 2 Dec Places 3 Dec Places |
| Material | SEE NOTE |
| Unit: | mm |

| | |
|--------------|----------|
| Material | SEE NOTE |
| NOT TO SCALE | |

www.gradconn.com

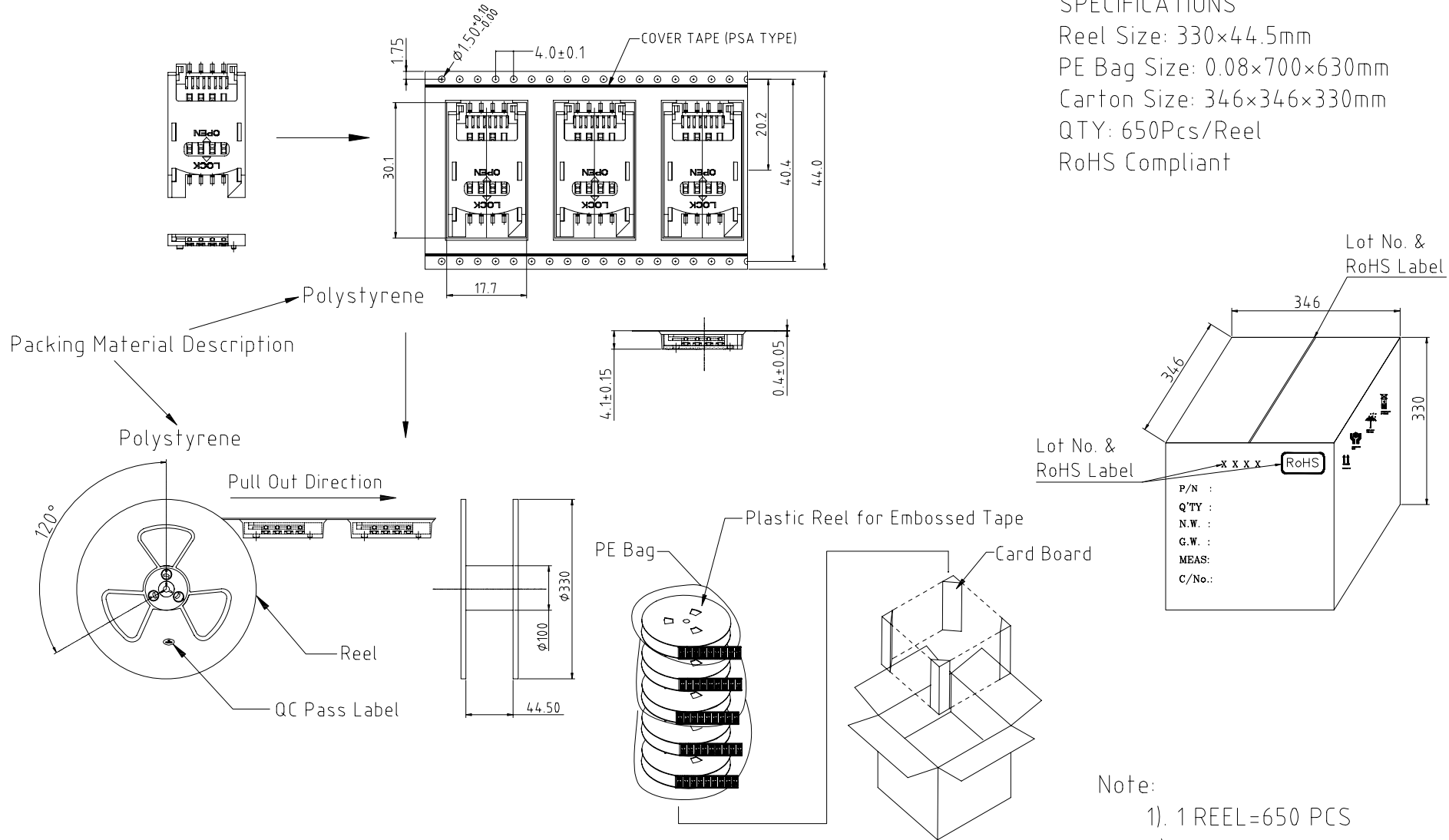
THIS DRAWING IS CONFIDENTIAL AND MUST NOT BE COPIED OR DISCLOSED WITHOUT WRITTEN CONSENT

| | |
|-----------------|------------------|
| Type: | CH03-BH |
| Drawing Number: | CH03-BH080-B |
| Sheet | 1 of 3 |
| Drawing | Circle E and O E |

CH03-BH0X0-XXR-L - REEL PACKAGING DRAWING

SPECIFICATIONS

Reel Size: 330x44.5mm
 PE Bag Size: 0.08x700x630mm
 Carton Size: 346x346x330mm
 QTY: 650Pcs/Reel
 RoHS Compliant



- Note:
- 1) 1 REEL=650 PCS
 - 2) 1 BOX=6 REEL

| | | | | |
|---|------------------|------------------|-----------------------------------|----------------------|
| REV. DATE & DRN TO 03/02/09 - CHC PACKAGING DRAWING ADDED | Drawn: CHC | THIRD ANGLE | Unstated .X ±0.20 .XX ±0.10 | Material SEE NOTE |
| | App'd: XXX | Title: PACKAGING | ANGLES ±1° | NOT TO SCALE |
| | Date: 03 FEB '09 | Revision: 1.0 | | Unit: mm |
| | | | | |

| | | |
|------------------|--|----------------------|
| | | Material SEE NOTE |
| Title: PACKAGING | | NOT TO SCALE |
| Revision: 1.0 | | Unit: mm |

www.gradconn.com

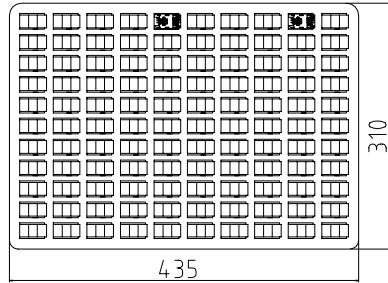
THIS DRAWING IS CONFIDENTIAL AND MUST NOT BE
 COPIED OR DISCLOSED WITHOUT WRITTEN CONSENT

| |
|---------------------|
| Type: CH03-BH |
| CH03-BH0X0-XXR-L |
| Drawing Number: |
| Sheet 2 of 3 |
| Drawing © E and O E |

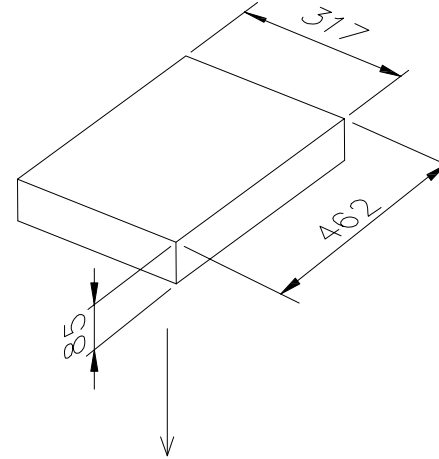
CH03-BH0X0-XXT-L - TRAY PACKAGING DRAWING

PACKING CONDITION

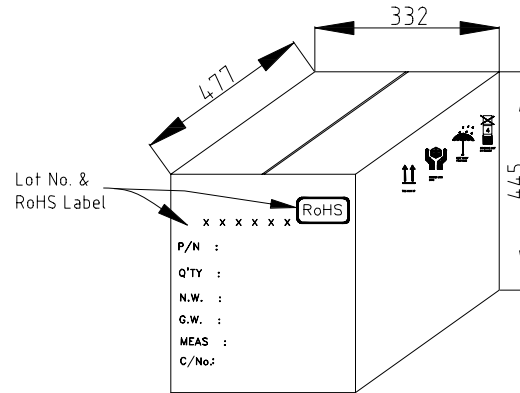
TRAY×10 (110PCS/TRAY)



INNER BOX×5 (1100PCS/BOX)



OUTER BOX×1 (5500PCS)



| Q'TY/PCS | | |
|-----------|-----------|------|
| OUTER BOX | INNER BOX | TRAY |
| 5500 | 1100 | 110 |

REV. DATE & DRN
1.0 03/02/09 - CHC
PACKAGING DRAWING ADDED

| | | | |
|------------------|------------------|-----------------------------------|----------------------|
| | THIRD ANGLE | Unstated .X ±0.20 .XX ±0.10 | Material SEE NOTE |
| Drawn: CHC | | ANGLES ±1° | |
| App'd: XXX | Title: PACKAGING | NOT TO SCALE | |
| Date: 03 FEB '09 | Revision: 1.0 | Unit: mm | |

www.gradconn.com

THIS DRAWING IS CONFIDENTIAL AND MUST NOT BE COPIED OR DISCLOSED WITHOUT WRITTEN CONSENT

| |
|---------------------|
| Type: CH03-BH |
| CH03-BH0X0-XXT-L |
| Drawing Number: |
| Sheet 3 of 3 |
| Drawing © E and O E |