

CH03-BG - SIM CARD HOLDER 6 OR 8 PINS

FEATURES

- 1. GENERAL CHARACTERISTICS
DIMENSIONS: 29.65L x 17.20W x 2.20H mm
WEIGHT: APPROX. 0.85g
CONTACT PRINCIPLE: FRICTION TECHNOLOGY
OPERATING POSITION: SHAFT UP / DOWN / HORIZONTAL
MOUNTING SYSTEM: SMT TYPE
DURABILITY: 10,000 CYCLES MIN.

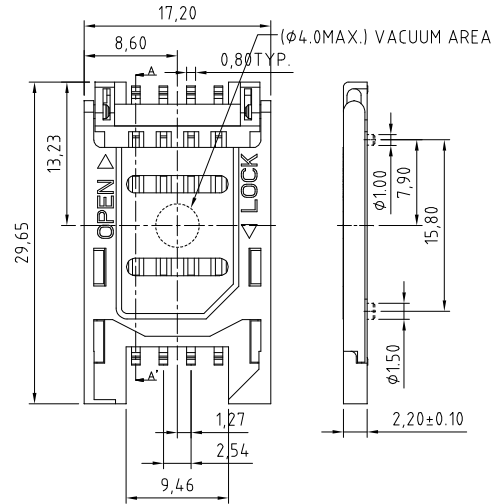
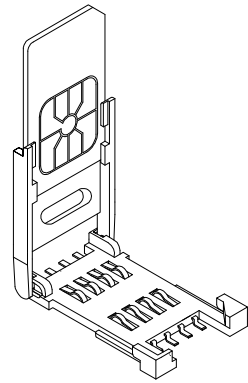
- 2. MECHANICAL CHARACTERISTICS
INSULATION MATERIAL: THERMOPLASTIC, UL 94V-0

- 3. ELECTRICAL CHARACTERISTICS
NUMBER OF CONTACTS (OPTIONAL): 6, 8 PINS
CONTACT RESISTANCE: 50M OHMS TYP. 100M OHMS MAX.
INSULATION RESISTANCE: > 1000M OHMS / 500V DC

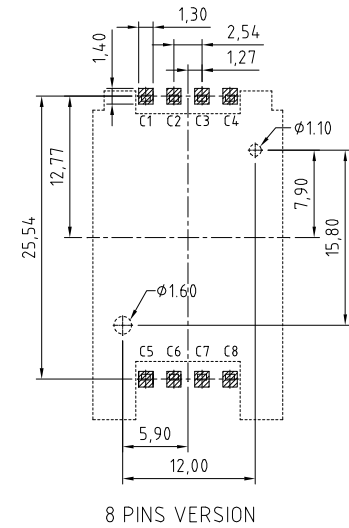
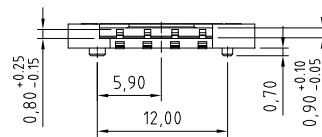
- 4. SOLDERABILITY
WAVE: NOT APPLICABLE
VAPORPHASE: 215°C, 30 SEC. MAX.
IR REFLOW: 260°C, 10 SEC. MAX.
MANUAL SOLDERING: 360°C, 3 SEC. MAX.

- 5. ENVIRONMENTAL CHARACTERISTICS
OPERATING TEMPERATURE: -40°C ~ +85°C
OPERATING HUMIDITY: 10% ~ 95% RH
STORAGE TEMPERATURE: -40°C ~ +85°C
STORAGE HUMIDITY: 10% ~ 95% RH
THERMAL SHOCK -40°C ~ +85°C, 5 CYCLES
DAMP HEAT: 40°C, 90% RH, 500 HR
SALT MIST: 35°C, 5%, NaCl, 48 HR

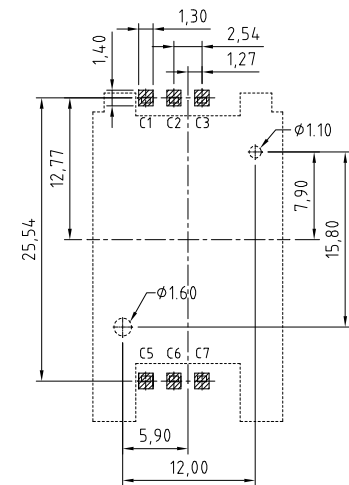
- NOTES:
1. ACCEPTABLE SIM CARD SIZE SHOULD MEET GSM 11.11 SPECIFICATION REQUIREMENT.



SECTION A-A'



8 PINS VERSION



6 PINS VERSION

RECOMMENDED PCB LAYOUT

HOW TO ORDER

CH03

BGX X 0

0 X R

NO. OF CONTACTS
06 OR 08

WITH OR WITHOUT
LOCATING PEG
A = WITH
B = WITHOUT

PACKAGING OPTIONS
R = REEL
(600PCS/REEL)

REV. DATE & DRN	10 07/07/04 - NYW RELEASE
11 28/07/05 - NYW	AMEND PACK OPTION
12 29/05/07 - NYW	ADD NOTES 1.
13 28/09/07 - NYW	REMOVE PACK OPTION TUBE.
14 27/11/07 - NYW	ADD SEPARATE PCB LAYOUT.
15 28/02/09 - PN	PACKAGING DRAWING ADDED
16 07/06/11 - NYW	COVER MODIFICATION

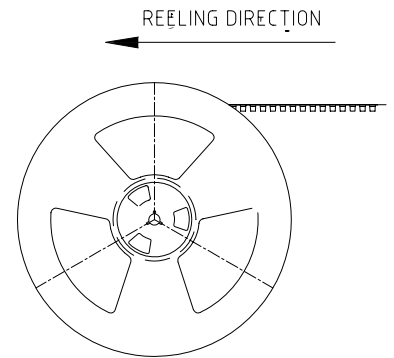
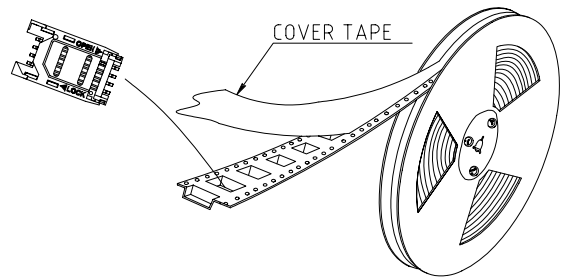
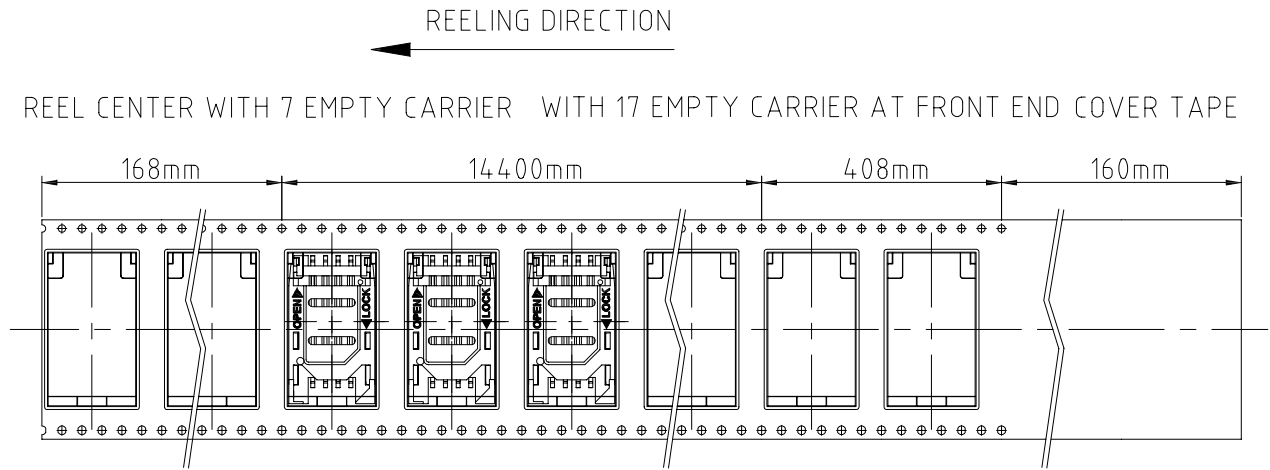
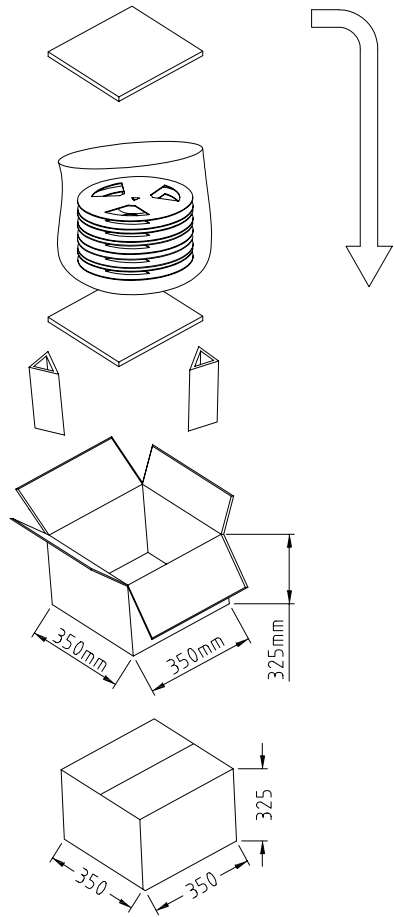
Scale: 2:1	THIRD ANGLE	Unstated Tolerances: 0 Dec Places 1 Dec Places 2 Dec Places 3 Dec Places	Material SEE NOTE
Drawn: NYW			
App'd: XXXX	Title SIM CARD ACCEPTOR		NOT TO SCALE
Date: 01 JUN '11	Revision: 1.6		Unit: mm

www.gradconn.com

© THIS DRAWING IS CONFIDENTIAL AND MUST NOT BE COPIED OR DISCLOSED WITHOUT WRITTEN CONSENT


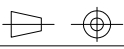


Type: CH03-BG
CH03-BG
Drawing Number:
Sheet 1 of 2
Drawing © E and O E

CH03-BG - SIM CARD HOLDER 6 OR 8 PINS - PACKAGING DRAWING



- NOTES:
1. REEL DIA.: 33CM.
 2. 600PCS PER REEL, GROSS WEIGHT: 1.06KG.
 3. 6 REELS PER FULL CARTON, GROSS WEIGHT: 7.56KG.

REV. DATE & DRN
10 28/04/'09 - AE
PACKAGING DRAWING ADDED

Scale: NTS	THIRD ANGLE	Unstated Tolerances:	Material SEE NOTE	 www.gradconn.com	Type: CH03-BK
Drawn: AE			NOT TO SCALE		CH03-BG
App'd: XXXX	Title: SIM CARD ACCEPTOR		Unit: mm		Drawing Number:
Date: 28 APR '09	Revision: 1.0				Sheet 2 of 2
				 THIS DRAWING IS CONFIDENTIAL AND MUST NOT BE COPIED OR DISCLOSED WITHOUT WRITTEN CONSENT	Drawing  E and O E