



Grad Conn Limited
No. 321 Shuanglian Street,
Longtan Township,
Taoyuan County 32557,
Taiwan
Tel: +886-3-4993132
Fax: +886-3-4991561

23rd March 2009

Subject: GradConn through hole connectors PBT insulator change

As of 23rd March 2009 GradConn will no longer offer PBT as an insulator for new designs on our range of through hole products. Surface mount parts remain unaffected by this change.

As part of an ongoing plan to meet zero Deca BDE, GradConn will phase out plastic insulator material PBT (Polybutylene Terephthalate) in the long term, therefore PBT insulators are **not suitable for new design**, and as such we will not longer quote PBT insulators for new enquiries, instead we will offer Nylon 6T as standard.

Existing PBT business (orders and previously quoted parts) will be supported and treated as legacy product; we do not have a firm date for when production of PBT will cease and expect production to be supported until 31st Dec 2009 at least.

Nylon 6T contains zero Deca BDE and has far better temperature characteristics than PBT allowing higher temperature RoHS wave (and reflow) solder process. PBT contains a small amount of Deca BDE but meets the European RoHS Deca BDE legislation. We are proud to be proactive by moving in this direction ahead of electronics industry and legislation.

If you require zero Deca BDE today then please contact us, we have adjusted our factory process to avoid mixed materials and can now offer zero Deca BDE on request.

Drawings on our website have been updated, please find an example of our new drawing format enclosed below.

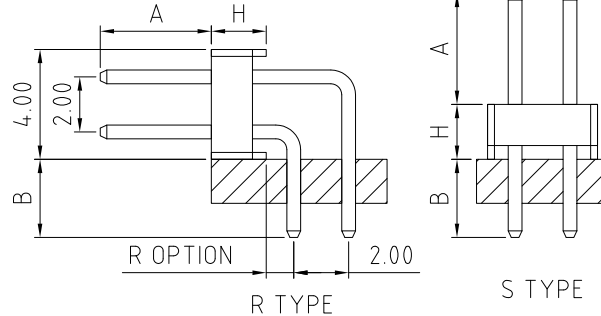
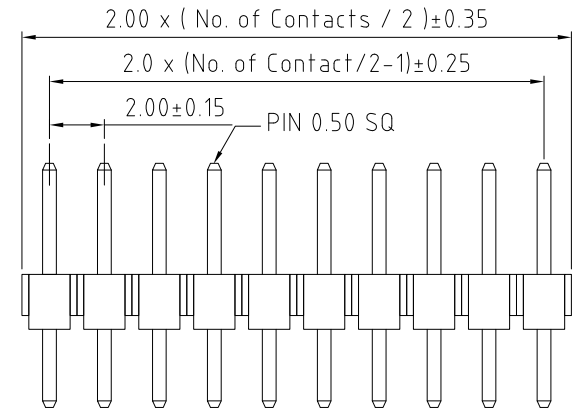
Previously Nylon 6T products had a higher MOQ; now with increased factory throughput we are able to offer at a reduced MOQ level (in line with PBT).

Please contact GradConn if you require any further help or advice on this matter.

BB02-FD :- 2.00mm x 2.00mm (0.079" x 0.079") PIN HEADER, DUAL ROW, THROUGH HOLE, 4 to 80 CONTACTS, STRAIGHT & RIGHT ANGLE

SPECIFICATIONS

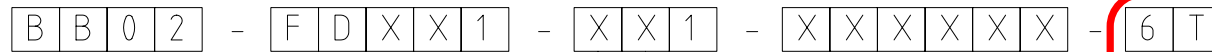
CURRENT RATING 2 AMP
 INSULATOR RESISTANCE 5000 MEGOHMS MIN.
 DIELECTRIC WITHSTANDING AC 500 V
 OPERATING TEMPERATURE -40°C TO +105°C
 CONTACT MATERIAL BRASS
 INSULATOR MATERIAL POLYESTER,UL 94V-0
 NYLON 6T : STANDARD
 PBT : SPECIAL OPTION
 PLATING GOLD, TIN OR SELECTIVE OVER 30-50U" NICKEL
 SOLDERABILITY: NYLON 6T - IR REFLOW: 260°C FOR 10 SEC
 WAVE: 230°C FOR 5-10 SEC
 MANNUAL SOLDER: 350°C FOR 3-5 SEC
 PBT - MANNUAL SOLDER: 330°C FOR 3-5 SEC
 (NOT SUITABLE FOR HI-TEMP PROCESS)



PACKED LOOSE IN BAG

MATES WITH :- BB02-GH BB02-GT
 BB02-GK BB02-GY
 BB02-GL BB02-GZ
 BB02-GM BB02-RG
 BB02-GP BB02-RJ
 BB02-GQ

HOW TO ORDER



NO. OF CONTACTS
04 TO 80

CONTACT PLATING OPTIONS
 K = GOLD FLASH (STANDARD)
 A = 10U" GOLD ON CONTACT/GOLD FLASH ON TAIL
 B = 15U" GOLD ON CONTACT/GOLD FLASH ON TAIL
 C = 30U" GOLD ON CONTACT/GOLD FLASH ON TAIL
 T = BRIGHT TIN
 M = MATT TIN
 D = GOLD FLASH ON CONTACT/BRIGHT TIN ON TAIL
 E = 10U" GOLD ON CONTACT/BRIGHT TIN ON TAIL
 F = 15U" GOLD ON CONTACT/BRIGHT TIN ON TAIL
 G = 30U" GOLD ON CONTACT/BRIGHT TIN ON TAIL

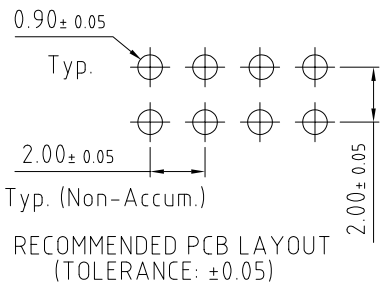
H DIMENSION
 A = 1.5mm
 B = 2.0mm
 STANDARD = B

PIN LENGTH A (1/10mm)
 PLEASE SPECIFY PIN LENGTH REQUIRED
 I.E. 4.0mm = 40
 STANDARD = 40
 TOL. ±0.2mm

PIN LENGTH B (1/10mm)
 PLEASE SPECIFY PIN LENGTH REQUIRED
 I.E. 2.8mm = 28
 STANDARD = 28
 TOL. ±0.2mm

INSULATOR MATERIAL
 6T = NYLON 6T (STANDARD)
 BLANK = PBT (Not suitable for new designs.)

CONNECTOR TYPE
 S0 = STRAIGHT
 R0 = RIGHT ANGLE 1.0mm
 R1 = RIGHT ANGLE 1.27mm



REV.	DATE & DWN.
10	16/06/09 - S1T RELEASE
11	26/07/05 - NYW
12	08/08/06 - NYW
13	07/02/07 - GKC
14	02/06/08 - GKC
15	30/12/08 - GKC

11	AMEND PALK OPTION
12	DRAWING MODIFICATION
13	ADD PLASTIC OPTION
14	CONNECTOR TYPE OPTION
15	PLATING MODIFICATION
16	DRAWING MODIFICATION

Scale:	5:1
Drawn:	CHC
App'd:	XXXX
Date:	30 DEC '08

THIRD ANGLE	
Title	PIN HEADER
Revision:	15

Unstated Tolerances:	X ± 0.30
	X ± 0.25
	XX ± 0.15
	XXX ± 0.10

Material	SEE NOTE
	NOT TO SCALE
UNIT:	mm

www.gradconn.com

THIS DRAWING IS CONFIDENTIAL AND MUST NOT BE COPIED OR DISCLOSED WITHOUT WRITTEN CONSENT

Type:	BB02-FD
	BB02-FD
Drawing Number:	
Sheet 1	of 1
Drawing	E and O E