

BB02-RP :- 2.00mm x 2.00mm (0.079" x 0.079") SOCKET DUAL ROW STRAIGHT THROUGH HOLE 06 to 80 CONTACTS

SPECIFICATIONS

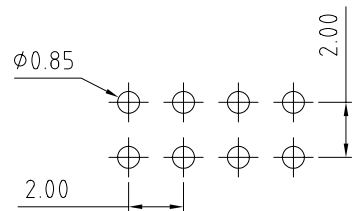
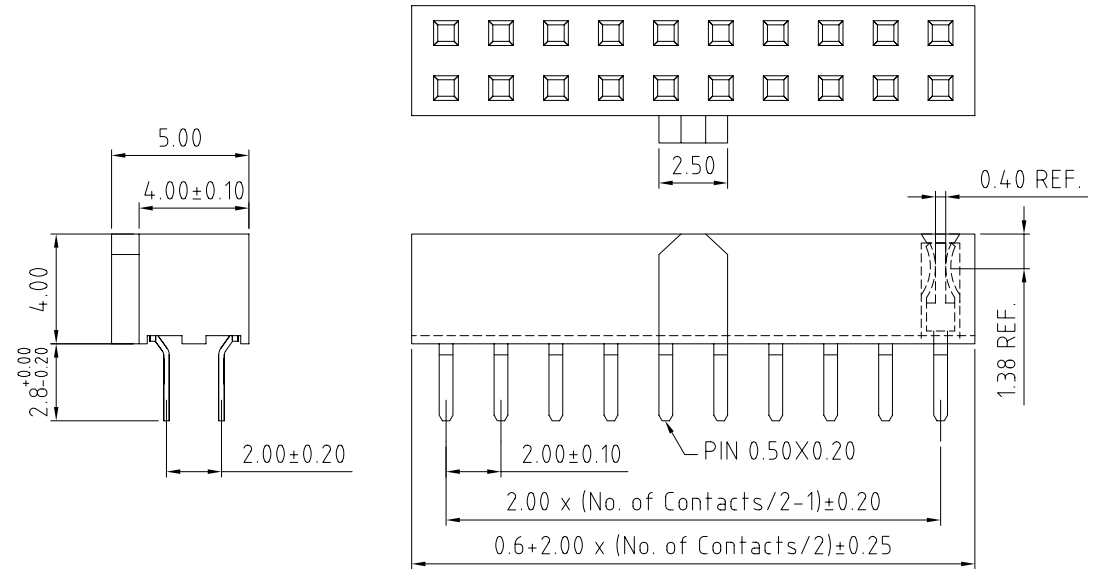
CURRENT RATING	2 AMP
INSULATOR RESISTANCE	1000 MEGOHMS MIN.
CONTACT RESISTANCE	20 m ohms MAX.
DIELECTRIC WITHSTANDING	AC 500 V
OPERATING TEMPERATURE	-40°C TO +105°C
CONTACT MATERIAL	PHOSPHOR BRONZE
INSULATOR MATERIAL	POLYESTER,UL 94V-0 STANDARD:NYLON 6T
PLATING	GOLD, TIN, OR SELECTIVE OVER 30~50U" NICKEL
SOLDERABILITY	IR REFLOW: 260°C FOR 10 SEC WAVE: 230°C FOR 5-10 SEC MANUAL SOLDER: 350°C FOR 3-5 SEC

NOTES:

1. RECOMMENDED MATING PIN LENGTH: 4.0MM.

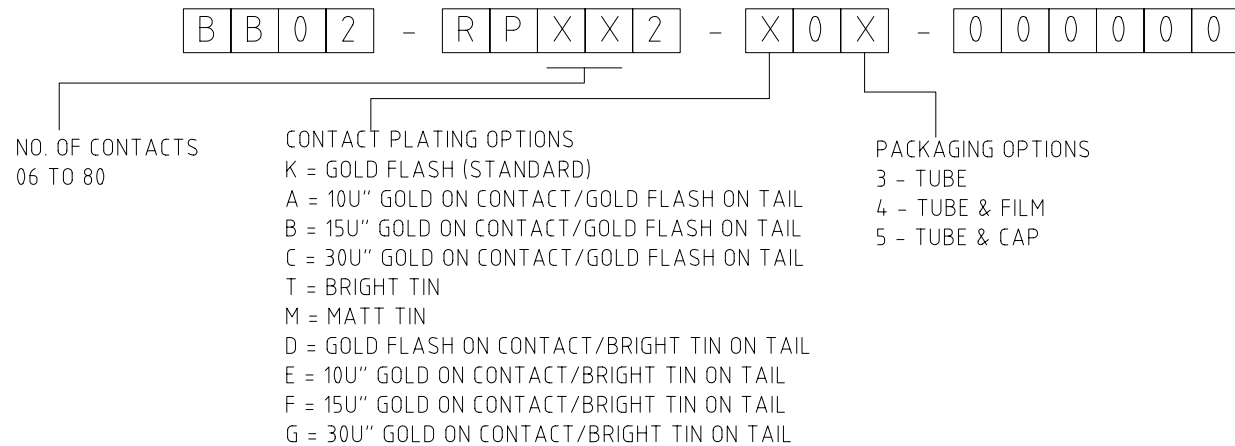
MATES WITH :-

BB02-FA	BB02-FS
BB02-FD	BB02-FT
BB02-FE	BB02-FU
BB02-FG	BB02-FY
BB02-FP	BB02-FZ
BB02-FQ	BB02-RH
BB02-FR	BB02-RN



RECOMMENDED PC BOARD HOLE LAYOUT  
(TOLERANCE: ±0.05)

HOW TO ORDER



REV. DATE & DRN TO 19/05/09 - CHC RELEASE

Scale: 5:1	THIRD ANGLE		Unstated Tolerances: X ± 0.30 XX ± 0.25 XXX ± 0.15 XXX ± 0.10	Material SEE NOTE
Drawn: CHC	Title SOCKET			NOT TO SCALE
App'd: XXXX	Revision 1.0	Unit: mm		

www.gradconn.com

THIS DRAWING IS CONFIDENTIAL AND MUST NOT BE COPIED OR DISCLOSED WITHOUT WRITTEN CONSENT

Type: BB02-RP
BB02-RP
Drawing Number:
Sheet 1 of 1
Drawing © E and O E