

BB02-GP-A: - 2.00mm x 2.00mm (0.079" x 0.079") ELEVATED FEMALE HEADER, DUAL ROW, 04 TO 80 CONTACTS

SPECIFICATIONS :

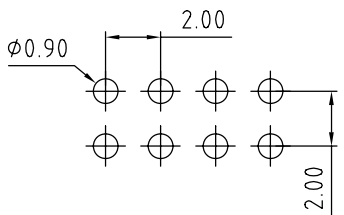
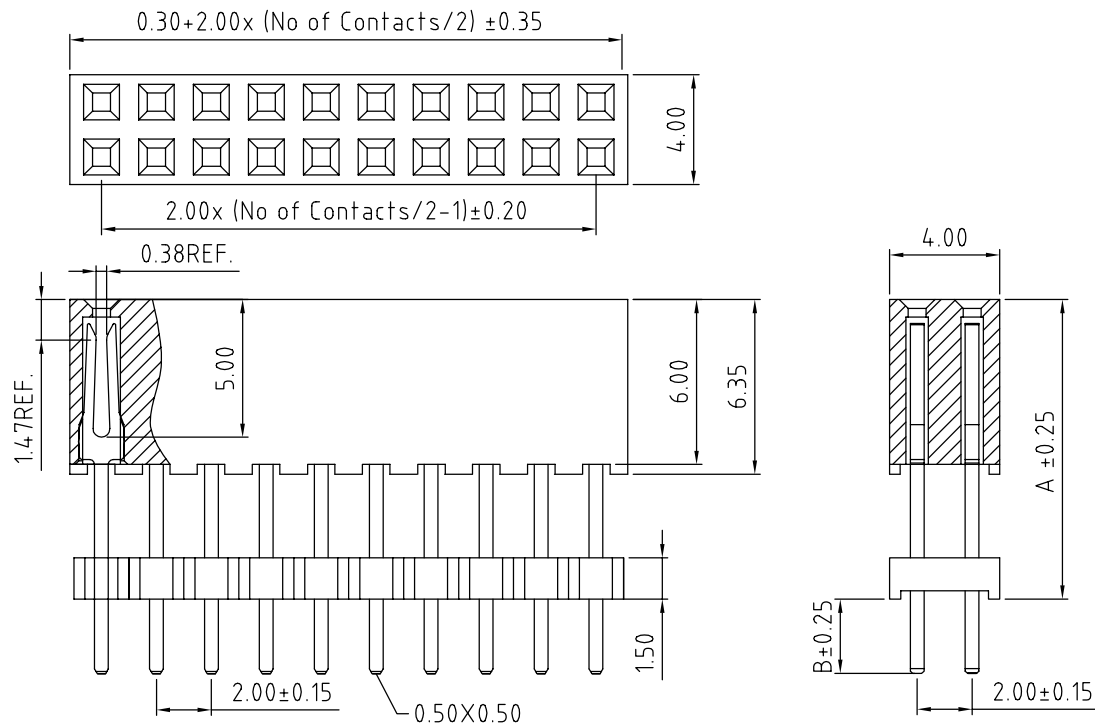
| | |
|-------------------------|---|
| CURRENT RATING | 2 AMP |
| INSULATOR RESISTANCE | 1000 MEGOHMS MIN. |
| DIELECTRIC WITHSTANDING | AC 500 V |
| OPERATING TEMPERATURE | -40°C TO +105°C |
| CONTACT MATERIAL | PHOSPHOR BRONZE |
| INSULATOR MATERIAL | THERMOPLASTIC, UL 94V-0 |
| | STANDARD: LCP |
| PLATING | GOLD, TIN, OR SELECTIVE OVER 30~50U" NICKEL |
| SOLDERABILITY | IR REFLOW: 280°C FOR 10 SEC |
| | WAVE: 250°C FOR 5-10 SEC |
| | MANUAL SOLDER: 380°C FOR 3-5 SEC |

NOTES:

1. RECOMMENDED MATING PIN LENGTH: 3.0MM-4.0MM

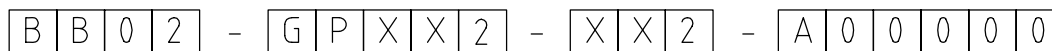
MATES WITH: -

| | | |
|---------|---------|---------|
| BB02-FA | BB02-FU | BB02-RN |
| BB02-FD | BB02-FW | |
| BB02-FE | BB02-FY | |
| BB02-FG | BB02-FZ | |
| BB02-FS | BB02-RH | |



RECOMMENDED PCB LAYOUT (TOLERANCE: ± 0.05)

HOW TO ORDER



NO. OF CONTACTS
04 TO 80

CONTACT PLATING OPTIONS

- K = GOLD FLASH (STANDARD)
- A = 10U" GOLD ON CONTACT/GOLD FLASH ON TAIL
- B = 15U" GOLD ON CONTACT/GOLD FLASH ON TAIL
- C = 30U" GOLD ON CONTACT/GOLD FLASH ON TAIL
- T = BRIGHT TIN
- M = MATT TIN
- D = GOLD FLASH ON CONTACT/BRIGHT TIN ON TAIL
- E = 10U" GOLD ON CONTACT/BRIGHT TIN ON TAIL
- F = 15U" GOLD ON CONTACT/BRIGHT TIN ON TAIL
- G = 30U" GOLD ON CONTACT/BRIGHT TIN ON TAIL

PROFILE OPTIONS:

- 1 = A : 10.90, B : 2.70
- 2 = A : 11.39, B : 2.21
- 3 = A : 8.25, B : 6.00
- 4 = A : 8.35, B : 5.50
- 5 = A : 15.50, B : 6.10
- 6 = A : 12.45, B : 9.15
- 7 = A : 18.55, B : 3.05

PACKAGING OPTIONS
2 - TRAY

| | | |
|------|------------|---------------------------------|
| REV. | DATE & DRN | DESCRIPTION |
| 11 | 03/07/08 | - CHC RELEASE |
| 11 | 03/07/08 | - CHC RELEASE |
| 12 | 05/02/09 | - CHC PLATING MODIFICATION |
| 12 | 05/02/09 | - CHC DRAWING MODIFICATION |
| 13 | 05/07/09 | - NYW ADD PROFILE OPTIONS 3 & 4 |
| 14 | 21/05/10 | - CHC ADD PROFILE OPTIONS 5-7 |

| | | | | | |
|--------|------------|-------------|---|----------|--------------|
| Scale: | 5:1 | THIRD ANGLE | Unstated Tolerances: X ± 0.30 X ± 0.25 XX ± 0.15 XXX ± 0.10 | Material | SEE NOTE |
| Drawn: | CHC | | | | |
| App'd: | XXXX | Title | ELEVATED FEMALE HEADER | | NOT TO SCALE |
| Date: | 21 MAY '10 | Revision: | 14 | Unit: | mm |

www.gradconn.com

THIS DRAWING IS CONFIDENTIAL AND MUST NOT BE COPIED OR DISCLOSED WITHOUT WRITTEN CONSENT

| | |
|-----------------|------------|
| Type: | BB02-GP |
| | BB02-GP-A |
| Drawing Number: | |
| Sheet | 1 of 1 |
| Drawing | © E and OE |