

BB02-TK

CUSTOMER PRODUCT SPECIFICATION SHEET



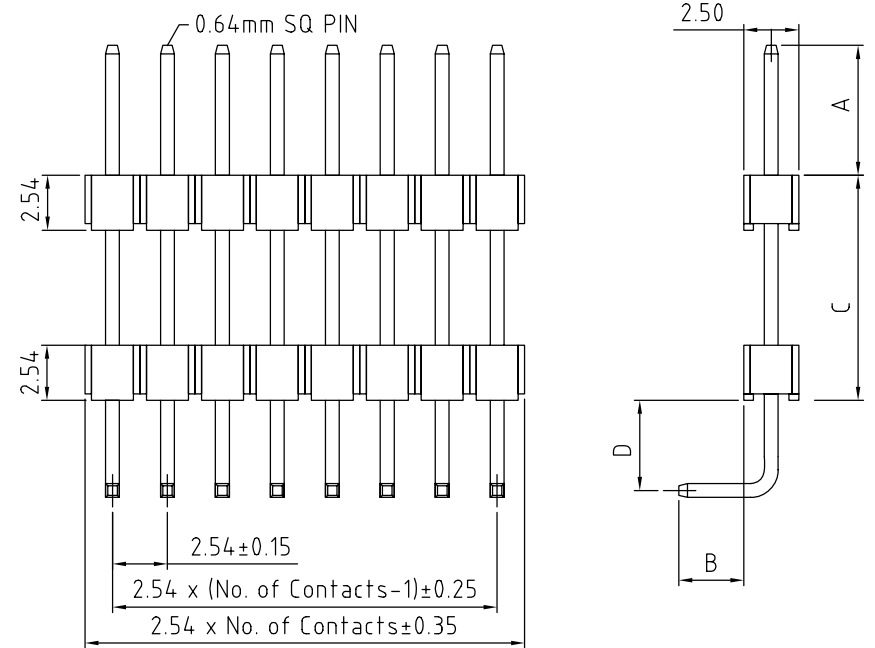
BB02-TK :- 2.54mm (0.1") PIN HEADER, SINGLE ROW, RIGHT ANGLE, THROUGH HOLE TYPE 02 to 40 CONTACTS

SPECIFICATIONS

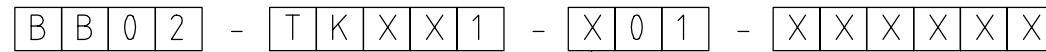
CURRENT RATING 3 AMP
 VOLTAGE RATING 250V AC/DC
 CONTACT RESISTANCE 250m OHMS MAX.
 INSULATOR RESISTANCE 5000 MEGOHMS MIN.
 DIELECTRIC WITHSTANDING 1000V AC/MINUTE
 OPERATING TEMPERATURE -40°C TO +105°C
 CONTACT MATERIAL BRASS
 INSULATOR MATERIAL THERMOPLASTIC, UL 94V-0
 STANDARD: NYLON 6T
 PLATING GOLD, TIN, OR SELECTIVE PLATED OVER 30-50U" NICKEL
 SOLDERABILITY: IR REFLOW: 260°C FOR 10 SEC
 WAVE: 230°C FOR 5-10 SEC
 MANUAL SOLDER: 350°C FOR 3-5 SEC

PACKED LOOSE IN BAG OR BOX.

MATES WITH :- BB02-JB BB02-JG BB02-JT
 BB02-JC BB02-JJ BB02-KR
 BB02-JD BB02-JL
 BB02-JE BB02-JR
 BB02-JF BB02-JS



HOW TO ORDER



NO. OF CONTACTS
02 to 40

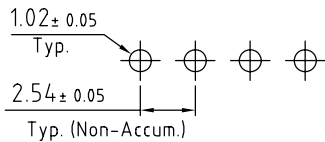
CONTACT PLATING OPTIONS
 K = GOLD FLASH (STANDARD)
 A = 10U" GOLD ON CONTACT/GOLD FLASH ON TAIL
 B = 15U" GOLD ON CONTACT/GOLD FLASH ON TAIL
 C = 30U" GOLD ON CONTACT/GOLD FLASH ON TAIL
 T = TIN
 M = MATT TIN
 D = GOLD FLASH ON CONTACT/BRIGHT TIN ON TAIL
 E = 10U" GOLD ON CONTACT/BRIGHT TIN ON TAIL
 F = 15U" GOLD ON CONTACT/BRIGHT TIN ON TAIL
 G = 30U" GOLD ON CONTACT/BRIGHT TIN ON TAIL

PIN LENGTH A (1/10mm)
 SPECIFY PIN LENGTH
 STANDARD = 60 = 6.0mm
 MINIMUM = 10 = 1.0mm
 MAXIMUM = 150 = 15.0mm
 TOL.: ±0.25mm

PIN LENGTH C (1/10mm)
 SPECIFY PIN LENGTH
 MINIMUM = 51 = 5.1mm
 TOL.: ±0.25mm

PIN LENGTH B & D OPTIONS:
 AA : B = 2.93, D = 5.68
 TOL.: ±0.25mm
 (CUSTOM LENGTH AVAILABLE)

LONGER PIN LENGTH REQUIRED?
 If pin length required is longer than 9.9mm (99), then use a '/' to separate the numbers.
 Example: A=6.0mm, C=15.5mm, B&D=AA, mark as 60 / 155 / AA.



RECOMMENDED PC BOARD HOLE LAYOUT

REV. DATE & DRN
10.22/04/11 - NYW RELEASE

Scale: 4:1
 Drawn: NYW
 App'd: XXX
 Date: 22 APR '11

THIRD ANGLE

 Title PIN HEADER
 Revision: 1.0

Unstated Tolerances:
 X ± 0.30
 .X ± 0.25
 .XX ± 0.15
 .XXX ± 0.10

Material
 SEE NOTE
 NOT TO SCALE
 Unit mm

THIS DRAWING IS CONFIDENTIAL AND MUST NOT BE COPIED OR DISCLOSED WITHOUT WRITTEN CONSENT

Type: BB02-TK
 BB02-TK
 Drawing Number:
 Sheet 1 of 1
 Drawing © E and O E