

BB02-CL :- 1.27mm X 1.27mm (0.05" X 0.05") SMD SOCKET, DUAL ROW, STRAIGHT, 4 to 100 CONTACTS, DUAL ENTRY

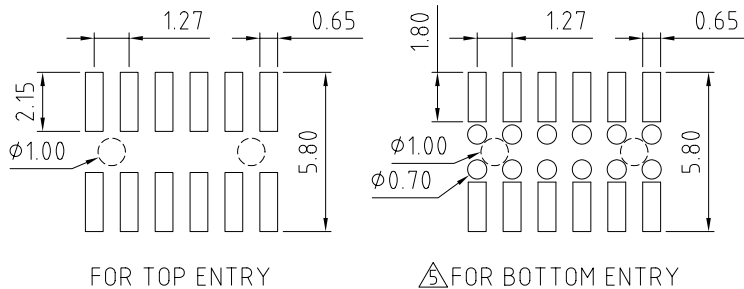
SPECIFICATIONS

CURRENT RATING 1 AMP
 INSULATOR RESISTANCE 1000 MEGOHMS MIN.
 CONTACTS RESISTANCE 20m OHMS MAX.
 DIELECTRIC WITHSTANDING AC 300 V
 OPERATING TEMPERATURE -40°C TO +105°C
 CONTACT MATERIAL PHOSPHOR BRONZE
 INSULATOR MATERIAL POLYESTER UL 94V-0
 (STANDARD: NYLON 6T FOR 4~50 CONTACTS,
 LCP FOR 52~100 CONTACTS)

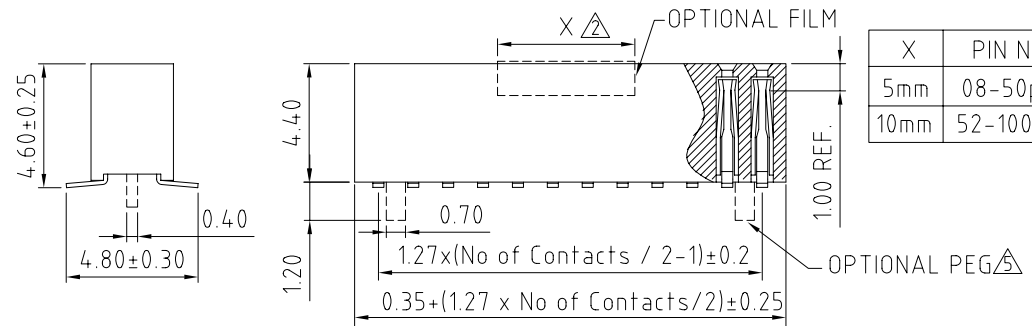
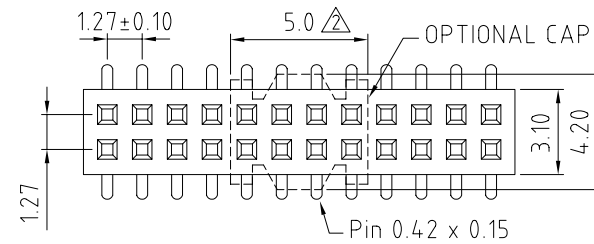
PLATING GOLD, TIN, OR SELECTIVE OVER 30~50U" NICKEL
 SOLDERABILITY: NYLON 6T - IR REFLOW: 260°C FOR 10 SEC
 WAVE: 230°C FOR 5-10 SEC
 MANUAL SOLDER: 350°C FOR 3-5 SEC
 LCP - IR REFLOW: 280°C FOR 10 SEC
 WAVE: 250°C FOR 5-10 SEC
 MANUAL SOLDER: 380°C FOR 3-5 SEC

MATES WITH:- BB02-BC BB02-BD
 BB02-BE BB02-BZ
 BB02-BK BB02-NE
 BB02-BP

RECOMMENDED MATING PIN LENGTH FROM TOP ENTRY IS 4.0MM



RECOMMENDED PC BOARD SMD LAYOUT



X	PIN NO.
5mm	08-50pins
10mm	52-100pins

HOW TO ORDER



NO. OF CONTACTS
 04 TO 98
 00 = 100

CONTACT PLATING OPTIONS
 K = GOLD FLASH (STANDARD)
 A = 10U" GOLD ON CONTACT/GOLD FLASH ON TAIL
 B = 15U" GOLD ON CONTACT/GOLD FLASH ON TAIL
 C = 30U" GOLD ON CONTACT/GOLD FLASH ON TAIL
 T = BRIGHT TIN
 M = MATT TIN
 D = GOLD FLASH ON CONTACT/BRIGHT TIN ON TAIL

PACKING OPTIONS
 3 = TUBE
 4 = TUBE & FILM
 5 = TUBE & CAP
 6 = T+R
 7 = T+R+FILM
 8 = T+R+CAP

LOCATING PEG OPTION
 A = WITH PEG
 0 = WITHOUT PEG

REV.	DATE & DRN
10	25/03/05 - NYW - RELEASE
11	22/08/05 - NYW - DRAWING MODIFICATION
12	08/03/06 - NYW - ADD CAP & FILM DRAWING.
13	20/07/06 - NYW - DRAWING MODIFICATION.
14	13/02/07 - CHC - ADD LOCATING PEG OPTION & MATING PIN LENGTH.
15	27/03/07 - NYW - ADD LOCATING PEG OPTION & ADD BOTTOM ENTRY LAYOUT.
16	10/02/07 - CHC - REMOVE SELECTIVE GOLD CONTACT PLATING.
17	21/05/08 - CHC - PLATING MODIFICATION.
18	26/02/08 - CHC - DRAWING MODIFICATION.

Scale: 5:1	THIRD ANGLE	Unstated Tolerances: X ± 0.30 X ± 0.25 XX ± 0.15 XXX ± 0.10	Material: SEE NOTE
Drawn: CHC			
App'd: XXXX	Title: SOCKET		NOT TO SCALE
Date: 26 DEC '08	Revision: 1.8		UNIT: mm

www.gradconn.com

THIS DRAWING IS CONFIDENTIAL AND MUST NOT BE COPIED OR DISCLOSED WITHOUT WRITTEN CONSENT

Type: BB02-CL
BB02-CL
DRAWING NUMBER:
Sheet 1 of 1
Drawing © E and O E