

BB02-CE :- 1.27mm SOCKET, SINGLE ROW, STRAIGHT, THROUGH HOLE, 3 - 35 CONTACTS. PROFILE: 8.5MM

SPECIFICATIONS

CURRENT RATING 1 AMP
 INSULATOR RESISTANCE 1000 MEGOHMS MIN.
 CONTACT RESISTANCE 20m ohms MAX.
 DIELECTRIC WITHSTANDING AC 300 V
 OPERATING TEMPERATURE -40°C TO +105°C
 CONTACT MATERIAL PHOSPHOR BRONZE
 INSULATOR MATERIAL POLYESTER, UL 94V-0
 STANDARD: NYLON 6T
 PLATING GOLD, TIN OR SELECTIVE OVER 30~50U" NICKEL
 SOLDERABILITY IR REFLOW: 260°C FOR 10 SEC
 WAVE: 230°C FOR 5-10 SEC
 MANNUAL SOLDER: 350°C FOR 3-5 SEC

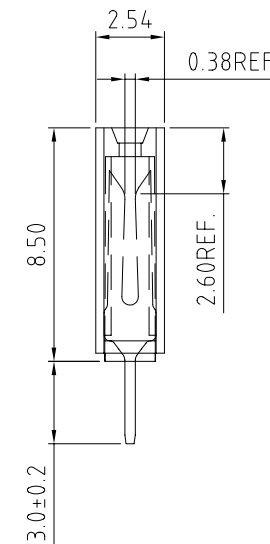
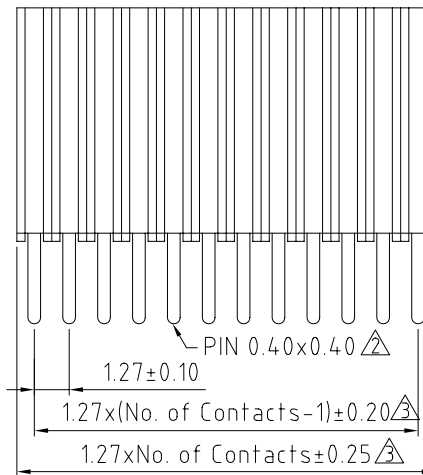
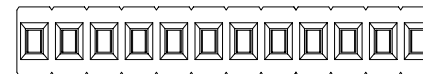
PACKED IN TUBE OR TRAY

NOTES:

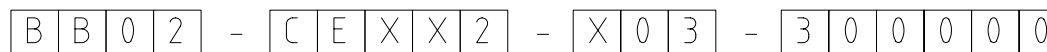
1. RECOMMENDED MATING PIN LENGTH : 4.0MM Δ

MATES WITH :- (0.46MM SQUARE PINS)

- Δ BB02-BL BB02-NH
- BB02-BM
- BB02-NM



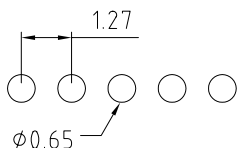
HOW TO ORDER



NO. OF CONTACTS
03 TO 35 Δ

CONTACT PLATING OPTIONS
 K = GOLD FLASH (STANDARD)
 A = 10U" GOLD ON CONTACT/GOLD FLASH ON TAIL
 B = 15U" GOLD ON CONTACT/GOLD FLASH ON TAIL
 C = 30U" GOLD ON CONTACT/GOLD FLASH ON TAIL
 T = BRIGHT TIN
 M = MATT TIN
 D = GOLD FLASH ON CONTACT/BRIGHT TIN ON TAIL
 E = 10U" GOLD ON CONTACT/BRIGHT TIN ON TAIL
 F = 15U" GOLD ON CONTACT/BRIGHT TIN ON TAIL
 G = 30U" GOLD ON CONTACT/BRIGHT TIN ON TAIL

PIN LENGTH Δ



RECOMMENDED PC BOARD HOLE LAYOUT Δ

REV.	DATE & DRN
1.0	06/06/02 - SJT RELEASE
1.1	19/02/05 - NYW DRAWING MODIFICATION
1.2	27/07/05 - NYW AMEND NO. OF CONTACTS
1.3	29/07/05 - NYW AMEND PCB LAYOUT, AMEND PIN DIMENSION
1.4	19/07/06 - NYW DIMENSION MODIFICATION
1.5	05/06/07 - CHC DRAWING MODIFICATION, ADD NOTES 1.
1.6	05/05/08 - CHC DRAWING MODIFICATION, AMEND MATES WITH.
1.7	25/12/08 - CHC ADD TOLERANCE, AMEND MATING PART.

Scale:	5:1	THIRD ANGLE	Unstated Tolerances: X: ± 0.30 X: ± 0.25 XX: ± 0.15 XXX: ± 0.10	Material	SEE NOTE
Drawn:	CHC				
App'd:	XXXX	Title	SOCKET		NOT TO SCALE
Date:	25 DEC '08	Revision:	1.7		UNIT: mm

www.gradconn.com

THIS DRAWING IS CONFIDENTIAL AND MUST NOT BE COPIED OR DISCLOSED WITHOUT WRITTEN CONSENT

Type:	BB02-CE
Drawing Number:	BB02-CE
Sheet	1 of 1
Drawing	© E and O E