

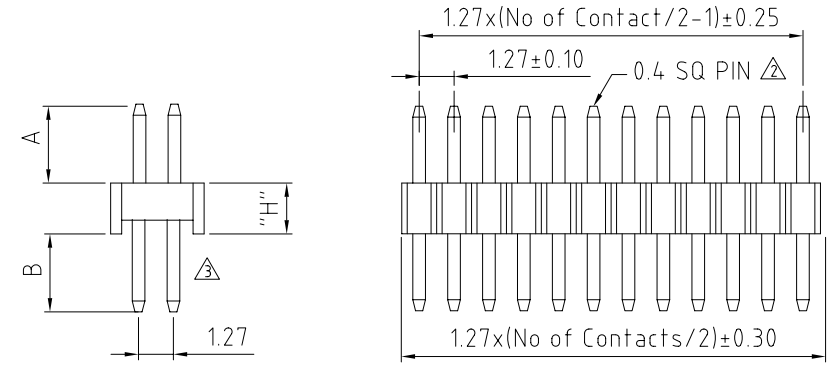
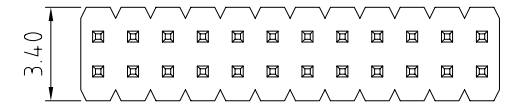
BB02-BC :- 1.27mm (0.05") PIN HEADER, DUAL ROW, STRAIGHT, THROUGH HOLE TYPE - 04 TO 66 CONTACTS

SPECIFICATIONS

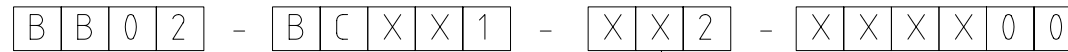
CURRENT RATING 1 AMP
 INSULATOR RESISTANCE 1000 MEGOHMS MIN.
 DIELECTRIC WITHSTANDING AC 300 V
 CONTACT RESISTANCE 20m OHMS MAX
 OPERATING TEMPERATURE -40°C TO +105°C
 CONTACT MATERIAL BRASS
 INSULATOR MATERIAL POLYESTER UL 94V-0
 Δ STANDARD: LCP
 PLATING GOLD, TIN, OR SELECTIVE OVER 30~50U" NICKEL
 SOLDERABILITY IR REFLOW: 280°C FOR 10 SEC
 WAVE: 250°C FOR 5-10 SEC
 MANUAL SOLDER: 380°C FOR 3-5 SEC

PACKED IN TRAY. Δ

MATES WITH: - BB02-CL BB02-CU
 BB02-CM BB02-CW
 BB02-CN BB02-CX
 BB02-CQ BB02-CZ
 BB02-CR



HOW TO ORDER



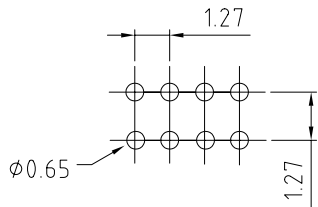
NO. OF CONTACTS
04 TO 66 Δ

CONTACT PLATING OPTIONS
 K = GOLD FLASH (STANDARD)
 A = 10U" GOLD ON CONTACT/GOLD FLASH ON TAIL
 B = 15U" GOLD ON CONTACT/GOLD FLASH ON TAIL
 C = 30U" GOLD ON CONTACT/GOLD FLASH ON TAIL
 T = BRIGHT TIN
 M = MATT TIN
 D = GOLD FLASH ON CONTACT/BRIGHT TIN ON TAIL
 E = 10U" GOLD ON CONTACT/BRIGHT TIN ON TAIL
 F = 15U" GOLD ON CONTACT/BRIGHT TIN ON TAIL
 G = 30U" GOLD ON CONTACT/BRIGHT TIN ON TAIL

Δ HEIGHT 'H'
 A = 2.5mm
 B = 3.0mm
 C = 1.7mm
 D = 2.0mm
 E = 1.5mm
 F = 1.0mm

PIN LENGTH A (1/10mm)
 PLEASE SPECIFY PIN
 LENGTH REQUIRED IN mm
 I.E. 2.5mm = 25
 TOL = ±0.25mm

PIN LENGTH B (1/10mm)
 PLEASE SPECIFY PIN
 LENGTH REQUIRED IN mm
 I.E. 2.5mm = 25
 TOL = ±0.25mm



RECOMMENDED PC BOARD HOLE LAYOUT
(TOLERANCE: ±0.05)

REV. DATE & DRN
10. 06/04/04 - A/KC RELEASE
11. 28/07/04 - NYW
12. 10/02/05 - NYW
13. 20/07/05 - NYW
14. 17/07/06 - NYW
15. 30/06/08 - NYW
16. 02/12/08 - CHC

17. 28/07/04 - NYW
18. 10/02/05 - NYW
19. 20/07/05 - NYW
20. 17/07/06 - NYW
21. 30/06/08 - NYW
22. 02/12/08 - CHC

Scale: 5:1
Drawn: CHC
App'd: XXXX
Date: 02 DEC '08

THIRD ANGLE
Title PIN HEADER
Revision: 1.6

Unstated Tolerances:
X ± 0.30
.X ± 0.25
.XX ± 0.15
.XXX ± 0.10

Material SEE NOTE
NOT TO SCALE
UNIT: mm

Type: BB02-BC
BB02-BC
Drawing Number:
Sheet 1 of 1
Drawing © E and O E

THIS DRAWING IS CONFIDENTIAL AND MUST NOT BE COPIED OR DISCLOSED WITHOUT WRITTEN CONSENT