

BB02-TF :- 2.54mm x 2.54mm (0.1" x 0.1") HEADER, DUAL ROW, THROUGH HOLE, STRAIGHT, 04 TO 60 CONTACTS, SURFACE MOUNT COMPATIBLE

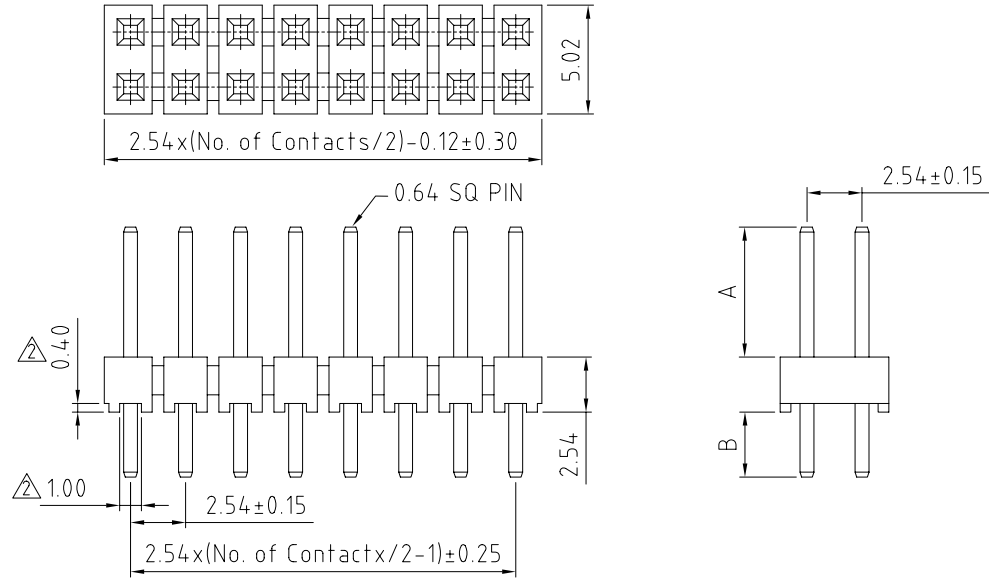
SPECIFICATIONS

| | |
|-------------------------|---------------------------------------------------------------------------------------------|
| CURRENT RATING | 3 AMP |
| INSULATOR RESISTANCE | 1000 MEGOHMS MIN. |
| DIELECTRIC WITHSTANDING | 600 V AC/DC |
| CONTACT RESISTANCE | 20m OHMS MAX. |
| OPERATING TEMPERATURE | -40°C TO +105°C |
| CONTACT MATERIAL | BRASS |
| INSULATOR MATERIAL | POLYESTER UL 94V-0 STANDARD LCP |
| PLATING | GOLD, TIN OR SELECTIVE OVER 30-50U" NICKEL |
| SOLDERABILITY: | IR REFLOW: 280°C FOR 10 SEC WAVE: 250°C FOR 5-10 SEC MANUAL SOLDER: 380°C FOR 3-5 SEC |

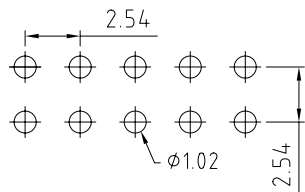
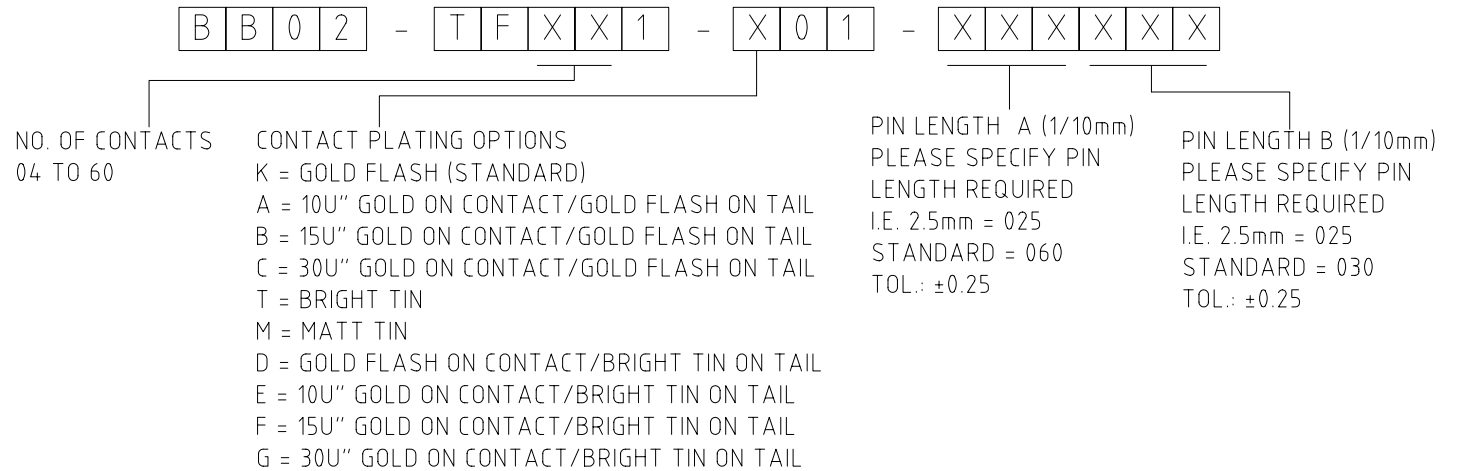
PACKED LOOSE IN BOX.

MATES WITH :-

| | | |
|---------|---------|---------|
| BB02-JM | BB02-KM | BB02-LE |
| BB02-KA | BB02-KQ | |
| BB02-KD | BB02-KS | |
| BB02-KF | BB02-KT | |
| BB02-KG | BB02-KU | |
| BB02-KH | BB02-KW | |
| BB02-KK | BB02-LD | |



HOW TO ORDER



RECOMMENDED PC BOARD HOLE LAYOUT

| | |
|-----------------|--------------------------------------------|
| REV. DATE & DRN | 10 20/11/08 - NYW RELEASE |
| | 11 03/12/08 - NYW REMOVE PLATING OPTION W. |
| | 12 09/12/08 - NYW ADD DIMENSIONS |
| | 13 25/2/08 - NYW DRAWING MODIFICATION |

| | | | |
|-------------|---------------|-------------------------------------------------------------------------|----------------------|
| Scale: 4:1 | THIRD ANGLE | Unstated Tolerances: X ± 0.30 X ± 0.25 XX ± 0.15 XXX ± 0.10 | Material SEE NOTE |
| Drawn: NYW | | Title PIN HEADER | NOT TO SCALE |
| App'd: XXXX | Revision: 1.3 | Unit: mm | |

www.gradconn.com

THIS DRAWING IS CONFIDENTIAL AND MUST NOT BE COPIED OR DISCLOSED WITHOUT WRITTEN CONSENT

| |
|---------------------|
| Type: BB02-TF |
| BB02-TF |
| Drawing Number: |
| Sheet 1 of 1 |
| Drawing © E and O E |