

BB02-RX :-2.00mm x 2.00mm (0.079" x 0.079") SOCKET, RIGHT ANGLE, SMT, DUAL ROW - 04 to 80 CONTACTS

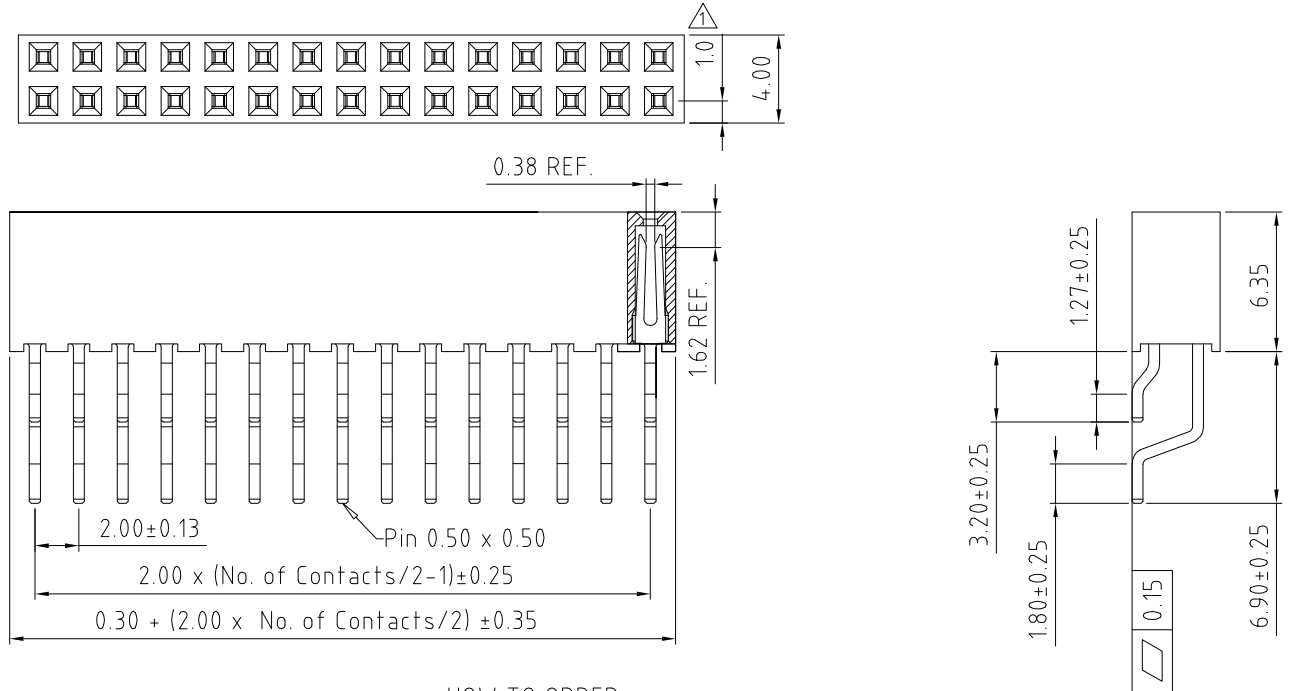
SPECIFICATIONS :

CURRENT RATING 2 AMP
 INSULATOR RESISTANCE 1000 MEGOHMS MIN.
 CONTACT RESISTANCE 20m ohms MAX.
 DIELECTRIC WITHSTANDING AC 500 V
 OPERATING TEMPREATURE -55°C TO +105°C
 CONTACT MATERIAL PHOSPHOR BRONZE
 INSULATOR MATERIAL THERMOPLASTIC, UL 94V-0
 STANDARD: LCP
 PLATING GOLD, TIN OR SELECTIVE OVER 30-50U" NICKEL
 SOLDERABILITY IR REFLOW: 280°C FOR 10 SEC
 MANUAL SOLDER: 380°C FOR 3-5 SEC

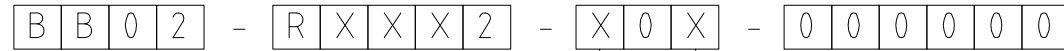
NOTES:

1. RECOMMENDED MATING PIN LENGTH: 3.2MM.
2. PARTS WITH SMALL NUMBER OF CONTACTS MIGHT BE PACKED IN BOX INSTEAD OF IN TUBE.

MATES WITH: BB02-FA BB02-FU BB02-RN
 BB02-FD BB02-FZ BB02-2F
 BB02-FE BB02-RH BB02-4F
 BB02-FG BB02-RN



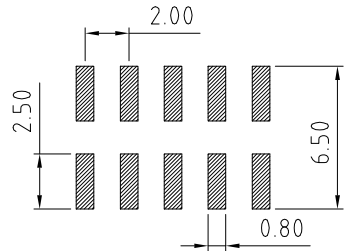
HOW TO ORDER



NO. OF CONTACTS:
04 TO 80

CONTACT PLATING OPTIONS:
 K = GOLD FLASH (STANDARD)
 A = 10U" GOLD ON CONTACT/GOLD FLASH ON TAIL
 B = 15U" GOLD ON CONTACT/GOLD FLASH ON TAIL
 C = 30U" GOLD ON CONTACT/GOLD FLASH ON TAIL
 T = BRIGHT TIN
 M = MATT TIN
 D = GOLD FLASH ON CONTACT/BRIGHT TIN ON TAIL
 E = 10U" GOLD ON CONTACT/BRIGHT TIN ON TAIL
 F = 15U" GOLD ON CONTACT/BRIGHT TIN ON TAIL
 G = 30U" GOLD ON CONTACT/BRIGHT TIN ON TAIL

PACKAGING OPTIONS:
 3 = TUBE (STANDARD)
 6 = TAPE & REEL
 (see note 2)



RECOMMENDED PCB LAYOUT
(TOLERANCE: ±0.05)

REV. DATE & DRN
 10. 20/07/10 - CHC RELEASE
 11. 03/07/13 - NYW
 12. 30/10/13 - NYW
 13. 07/03/14 - NYW
 14. 08/03/19 - NYW

Scale: 4:1	THIRD ANGLE	Unstated Tolerances: X ± 0.30 XX ± 0.25 XXX ± 0.15 XXX ± 0.10	Material SEE NOTE
Drawn: CHC			
App'd: NYW	Title SOCKET		NOT TO SCALE
Date: 8 MAR. '19	Revision: 14		Unit: mm

www.gradconn.com

THIS DRAWING IS CONFIDENTIAL AND MUST NOT BE COPIED OR DISCLOSED WITHOUT WRITTEN CONSENT

Type: BB02-RX
BB02-RX
Drawing Number:
Sheet 1 of 1
Drawing © E and O E