

BB02-RW :- 2.00mm (0.079") SOCKET, RIGHT ANGLE, SMT, SINGLE ROW - 02 to 40 CONTACTS

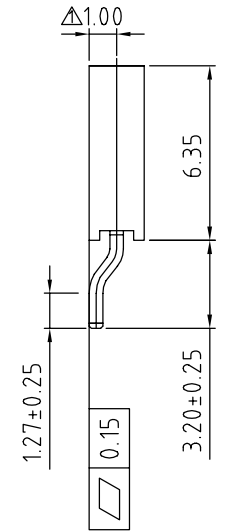
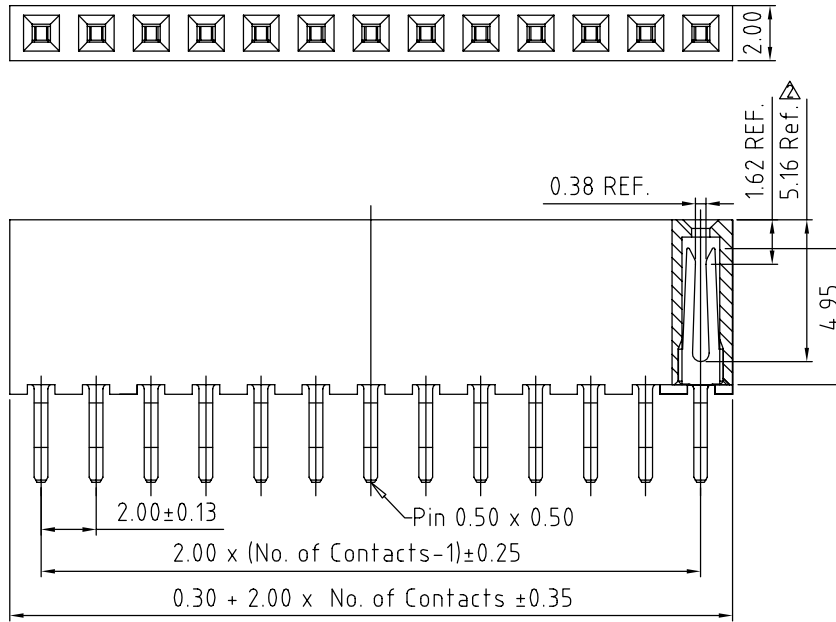
SPECIFICATIONS

CURRENT RATING	2 AMP
INSULATOR RESISTANCE	1000 MEGOHMS MIN.
DIELECTRIC WITHSTANDING	AC 500 V
CONTACT RESISTANCE	20 m OHMS MAX.
OPERATING TEMPERATURE	-55°C TO +105°C
CONTACT MATERIAL	PHOSPHOR BRONZE
INSULATOR MATERIAL	THERMOPLASTIC, UL94V-0 STANDARD LCP
PLATING	GOLD, TIN OR SELECTIVE OVER 30~50U" NICKEL
SOLDERABILITY	IR REFLOW: 280°C FOR 10 SEC MANUAL SOLDER: 350°C FOR 3-5 SEC

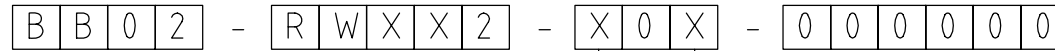
NOTES:

1. RECOMMENDED MATING PIN LENGTH: 3.2MM.

MATES WITH:- BB02-FB
BB02-FK
BB02-FL
BB02-RM
BB02-RT



HOW TO ORDER



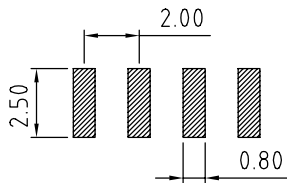
NO. OF CONTACTS
02 TO 40

CONTACT PLATING OPTIONS

- K = GOLD FLASH (STANDARD)
- A = 10U" GOLD ON CONTACT/GOLD FLASH ON TAIL
- B = 15U" GOLD ON CONTACT/GOLD FLASH ON TAIL
- C = 30U" GOLD ON CONTACT/GOLD FLASH ON TAIL
- T = BRIGHT TIN
- M = MATT TIN
- D = GOLD FLASH ON CONTACT/BRIGHT TIN ON TAIL
- E = 10U" GOLD ON CONTACT/BRIGHT TIN ON TAIL
- F = 15U" GOLD ON CONTACT/BRIGHT TIN ON TAIL
- G = 30U" GOLD ON CONTACT/BRIGHT TIN ON TAIL

PACKAGING OPTIONS

- 3 - TUBE
- 6 - T & R
- STANDARD = 3



RECOMMENDED PCB LAYOUT
(TOLERANCE: ±0.05)

REV.	DATE & DRN
10	11/10/10 - CHC RELEASE
11	25/06/11 - NYW
11	ADD PLANAR HEIGHT.
11	05/09/11 - NYW
11	ADD DIMENSION.

Scale: 5:1	THIRD ANGLE	Unstated Tolerances: X ± 0.30 X ± 0.25 .XX ± 0.15 .XXX ± 0.10	Material SEE NOTE
Drawn: CHC			NOT TO SCALE
App'd: NYW	Title: SOCKET		
Date: 05 SEP '11	Revision: 1.2		Unit: mm



THIS DRAWING IS CONFIDENTIAL AND MUST NOT BE COPIED OR DISCLOSED WITHOUT WRITTEN CONSENT

Type: BB02-RW
BB02-RW
Drawing Number:
Sheet 1 of 1
Drawing © E and O E