

BB02-FS :- 2.00mm X 2.00mm (0.079" X 0.079") BOX HEADER, DUAL ROW, STRAIGHT, THROUGH HOLE TYPE, 08 TO 50 CONTACTS, BOARD SPACER

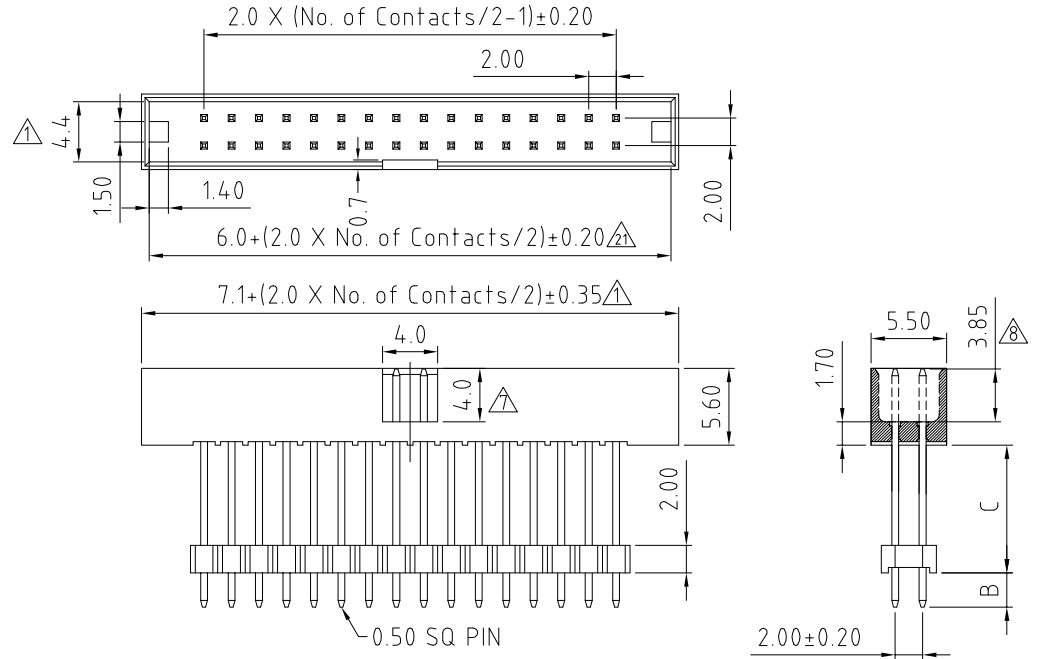
SPECIFICATIONS :

CURRENT RATING 2 AMP
 INSULATOR RESISTANCE 1000 MEGOHMS MIN.
 CONTACT RESISTANCE 20 m OHMS MAX.
 DIELECTRIC WITHSTANDING AC 500 V
 OPERATING TEMPERATURE -40°C TO +105°C
 CONTACT MATERIAL BRASS
 INSULATOR MATERIAL THERMOPLASTIC, UL 94V-0
 STANDARD: NYLON-6T
 PLATING GOLD, TIN, OR SELECTIVE OVER 30-50U" NICKEL
 SOLDERABILITY: IR REFLOW: 260°C FOR 10 SEC
 WAVE: 230°C FOR 5-10 SEC
 MANUAL SOLDER: 350°C FOR 3-5 SEC

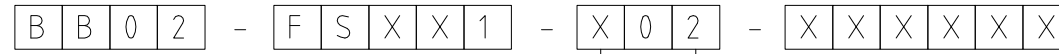
MATES WITH: - BB02-GH BB02-RJ
 BB02-GP BB02-RL
 BB02-GQ BB02-RP (perfect mate)

NOTES:

1. MATING HEIGHT = C + 1.7 + SOCKET HEIGHT Δ



HOW TO ORDER



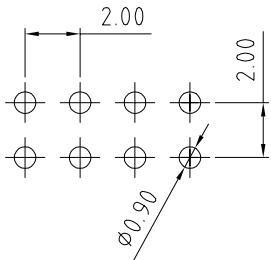
NO. OF CONTACTS:
08 TO 50

CONTACT PLATING OPTIONS:
 K = GOLD FLASH (STANDARD)
 A = 10U" GOLD ON CONTACT/GOLD FLASH ON TAIL
 B = 15U" GOLD ON CONTACT/GOLD FLASH ON TAIL
 C = 30U" GOLD ON CONTACT/GOLD FLASH ON TAIL
 T = BRIGHT TIN
 M = MATT TIN
 D = GOLD FLASH ON CONTACT/BRIGHT TIN ON TAIL
 E = 10U" GOLD ON CONTACT/BRIGHT TIN ON TAIL
 F = 15U" GOLD ON CONTACT/BRIGHT TIN ON TAIL
 G = 30U" GOLD ON CONTACT/BRIGHT TIN ON TAIL

PACKAGING TYPE:
2 = BULK IN BOX Δ

PIN LENGTH C (1/10mm)
PLEASE SPECIFY PIN LENGTH REQUIRED
 I.E. 2,5mm = 025
 MINIMUM = 020
 MAXIMUM = 260
 TOL. ±0.2mm

PIN LENGTH B (1/10mm)
PLEASE SPECIFY PIN LENGTH REQUIRED
 I.E. 2,5mm = 025
 TOL. ±0.2mm



(TOLERANCE: ±0.05)

RECOMMENDED PC BOARD HOLE LAYOUT

REV.	DATE/DRN	10	15/04/05-CHC RELEASE
		11	06/06/06-NYW
		12	07/08/06-NYW
		13	08/07/06-NYW
		14	07/05/08-NYW
		15	06/01/09-NYW
		16	05/02/09-NYW
		17	08/10/09-NYW
		18	08/07/09-NYW
		19	07/03/14-NYW
		20	11/05/15-NYW
		21	31/07/17-NYW
		22	09/01/20-NYW

Scale:	2.5:1
Drawn:	CHC
App'd:	NYW
Date:	9 JAN '20

THIRD ANGLE	
Title	BOX HEADER
Revision:	2.2

Unstated Tolerances:	X, ± 0.30 X, ± 0.25 XX ± 0.15 XXX ± 0.10
Material	SEE NOTE
NOT TO SCALE	
Unit:	mm

Material	SEE NOTE
NOT TO SCALE	
Unit:	mm

www.gradconn.com

Type:	BB02-FS
Drawing Number:	BB02-FS
Sheet 1	of 1
Drawing	E and OE