

CAB420RF: I-PEX MHF 4L LK PLUG + FRONT MOUNT SMA STRAIGHT BULKHEAD JACK WITH O-RING RATED TO IP67/68 + 1.37MM CABLE, 3GHz

SPECIFICATIONS :

- I-PEX MHF 4L LK PLUG, P/N:20632-001R-37.  
LOCK: 3615-000
- 1.37MM COAXIAL CABLE, COLOR: BLACK
- FRONT MOUNT SMA STRAIGHT BULKHEAD JACK WITH O-RING RATED TO IP67/68, P/N: RFCT-SMA003-F78.

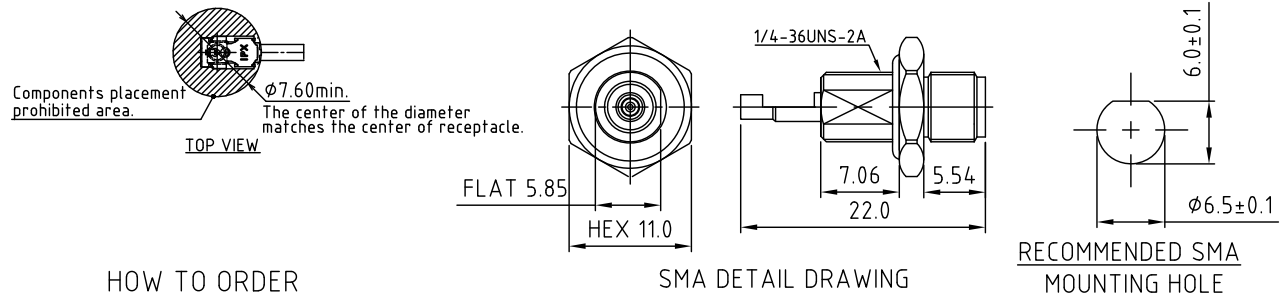
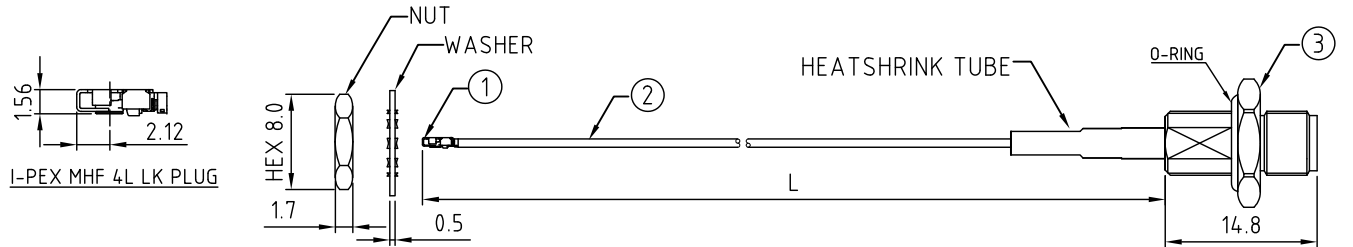
**USAGE PRECAUTIONS: CABLES USING 'MICRO' COAX ARE DELICATE:**  
 (i) HANDLE WITH CARE.  
 (ii) DO NOT TWIST; APPLY EXCESSIVE FORCES OR SHARP BENDS TO THE CABLE. DO NOT FORCEFULLY DEFORM WIRES.  
 (iii) CONSULT CONNECTOR MANUFACTURER'S DATASHEETS FOR DETAILED NOTES ON HANDLING INSTRUCTIONS.

ENVIRONMENTAL:

- A. BULKHEAD MOUNTED CONNECTOR (RFCT-SMA003-F78) TESTED TO THE FOLLOWING SPECIFICATION:
- IP6X - DUST TIGHT - NO PARTICLE INGRESS.
  - IPX7 WATERPROOF FOR 30 MINUTES UP TO 1 METER UNDERWATER.
  - IPX8 WATERPROOF FOR 48 HOURS AT 1 METER UNDERWATER.
  - IPX8 WATERPROOF FOR 12 HOURS AT 5 METERS UNDERWATER.
  - PRESSURE TEST - 1 BAR FOR 10 SECONDS.

NOTES:

- THE ORIENTATION OF CONNECTORS ON DRAWING IS FOR REFERENCE ONLY, IF THE ORDER IS LEFT BLANK THE CONNECTOR WILL NOT HAVE FIXED ORIENTATION.
- FIXED ORIENTATION IS SUGGESTED FOR CABLE LENGTH 50MM TO 100MM. PLEASE SPECIFY THE FIXED ORIENTATIONS FROM THE ORDER CODE (F1, F2, ETC)
- CONTACT GRADCONN IF THE ORIENTATION YOU REQUIRE IS NOT SHOWN.
- WORKING FREQUENCY RANGE: DC-3GHz.
- OPERATING TEMPERATURE: -40°C~+85°C.
- IMPEDANCE: 50 Ohm.
- IT IS INTENDED THAT MOUNTING OF THIS CONNECTOR IS ACHIEVED USING THE NUT AND WASHER PROVIDED. PLEASE CONTACT GRADCONN FOR ADVISE IF PLANNING TO USE A DIFFERENT METHOD OF MOUNTING.

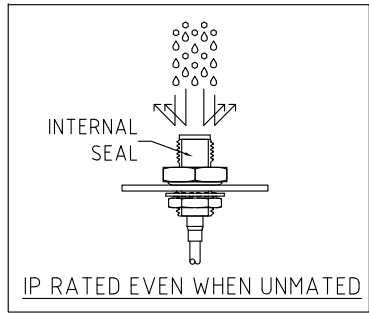
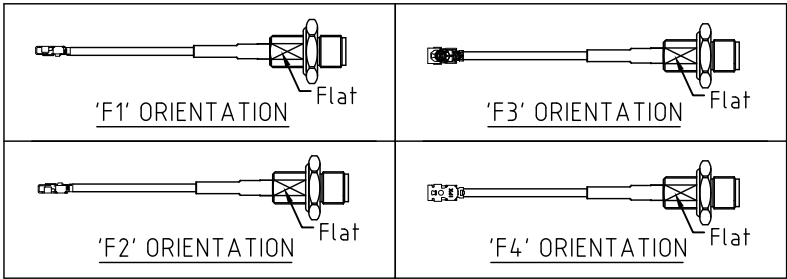


HOW TO ORDER

CAB420RF - X X X X - X X - X - 1

"L" LENGTH IN MM:  
 eg: 100MM = 0100  
 (MIN. 0050-MAX.0400)  
 STANDARD = 0100, 0150, 0200  
 TOLERANCE: 50-200mm: ±5mm.  
 201-400mm: ±7mm.

CABLE SIZE:  
 1 = Ø1.37MM CABLE, COLOR: BLACK  
 WASHER AND NUT OPTIONS:  
 BLANK = SEPARATELY PACKED (STANDARD)  
 A = ASSEMBLED WITH CONNECTOR  
 ORIENTATION OPTIONS:  
 BLANK = DOES NOT HAVE A FIXED ORIENTATION  
 F1 = MHF CONNECTION DOWN (L=50-200MM)  
 F2 = MHF CONNECTION UP (L=50-200MM)  
 F3 = MHF CONNECTION AND D FLAT SAME ORIENTATION (L=50-200MM)  
 F4 = MHF CONNECTION AND D FLAT OPPOSITE ORIENTATION (L=50-200MM)  
 (SEE NOTES 1, 2, 3 AND DIAGRAMS FOR MORE INFORMATION)



REV. DATE & DRN	11.29.04/71 - NYM RELEASE
12.07/04 - NYM RELEASE	12.07/04 - NYM RELEASE
12.07/04 - NYM RELEASE	12.07/04 - NYM RELEASE
ADD IP RATING VIEW	

Scale: NTS	THIRD ANGLE	Unstated .X .XX .XXX ANGLES	Tolerances: N/A N/A N/A N/A
Drawn: CC			
App'd: XXX	Title CABLE ASSEMBLY		
Date: 20 JAN. '24	Revision: 1.2	Unit: mm	

IP Rated RF Products

www.gradconn.com

© THIS DRAWING IS CONFIDENTIAL AND MUST NOT BE COPIED OR DISCLOSED WITHOUT WRITTEN CONSENT

Drawing Number:	
CAB420RF	
Sheet 1	of 1
Drawing ©	E and O E