

BB02-TJ :- 2.54mm x 2.54mm (0.1" x 0.1") PIN HEADER, SINGLE ROW, STRAIGHT, THROUGH HOLE - 04 to 80 CONTACTS BOARD SPACER

SPECIFICATIONS

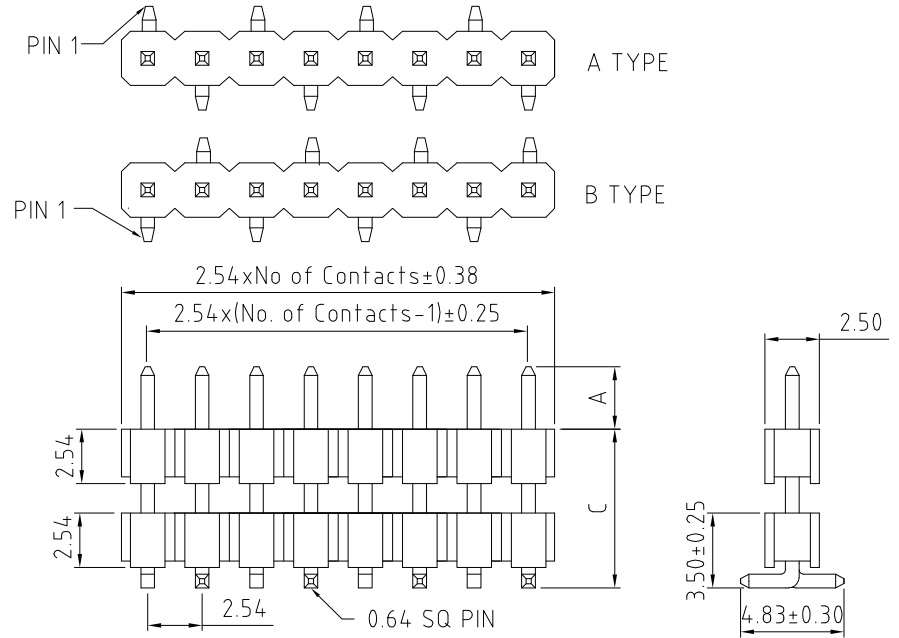
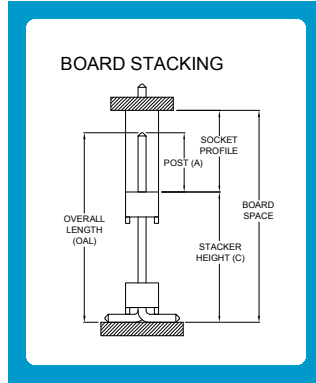
CURRENT RATING 3 AMP
 INSULATOR RESISTANCE 1000 MEGOHMS MIN.
 CONTACT RESISTANCE 20 MILLIOHMS MAX
 DIELECTRIC WITHSTANDING AC 600 V
 OPERATING TEMPERATURE -40°C TO +105°C
 CONTACT MATERIAL BRASS
 INSULATOR MATERIAL THERMOPLASTIC, UL 94V-0
 STANDARD NYLON-6T

PLATING GOLD, TIN OR SELECTIVE OVER 30-50U" NICKEL
 SOLDERABILITY IR REFLOW: 260°C FOR 10 SEC
 MANUAL SOLDER: 350°C FOR 3-5 SEC

NOTES:

1. MAX. CONNECTOR OVERALL HEIGHT ALLOWED FOR TAPE AND REEL PACKAGING: 25MM.
2. MAX. OAL (OVERALL PIN LENGTH A + C) = 46mm.
3. MAX. NUMBER OF CONTACTS ALLOWED FOR TAPE & REEL PACKAGING: 32 CONTACTS.

MATES WITH: - BB02-JB BB02-JG BB02-JS
 BB02-JC BB02-JJ BB02-JT
 BB02-JE BB02-JL BB02-JU
 BB02-JF BB02-JR BB02-KR



HOW TO ORDER



NO. OF CONTACTS: 02 TO 40

CONTACT PLATING OPTIONS:
 K = GOLD FLASH (STANDARD)
 A = 10U" GOLD ON CONTACT/GOLD FLASH ON TAIL
 B = 15U" GOLD ON CONTACT/GOLD FLASH ON TAIL
 C = 30U" GOLD ON CONTACT/GOLD FLASH ON TAIL
 T = BRIGHT TIN
 M = MATT TIN
 D = GOLD FLASH ON CONTACT/BRIGHT TIN ON TAIL
 E = 10U" GOLD ON CONTACT/BRIGHT TIN ON TAIL
 F = 15U" GOLD ON CONTACT/BRIGHT TIN ON TAIL
 G = 30U" GOLD ON CONTACT/BRIGHT TIN ON TAIL

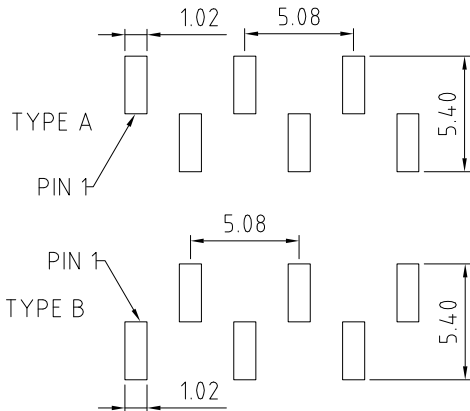
CONNECTOR TYPE:
 A = A TYPE
 B = B TYPE

PIN LENGTH A (1/10mm)
 SPECIFY PIN LENGTH
 MINIMUM = 10 = 1.0mm
 MAXIMUM = 150 = 15.0mm
 TOL.: ±0.25mm

PIN LENGTH C (1/10mm)
 SPECIFY PIN LENGTH
 MINIMUM = 061 = 6.1mm
 MAXIMUM = SEE NOTES 2.
 TOL.: ±0.25mm

PACKAGING OPTIONS:
 2 = BOX (standard)
 3 = TUBE
 5 = TUBE & CAP
 6 = TAPE & REEL
 8 = TAPE & REEL & CAP
 (see notes 1 & 3)

LONGER PIN LENGTH REQUIRED?
 If pin length required is longer than 9.9mm (99), then use a '/' to separate the numbers.
 Example: A=11.0mm, B=12.5mm, mark as 110 / 125 / B.



RECOMMENDED PC BOARD HOLE LAYOUT

REV DATE & DRN 10 21/01/09 - NYW RELEASE 11 23/10/13 - NYW ADD NOTE 3	Scale: 4:1	THIRD ANGLE	Unstated Tolerances: X ± 0.30 X ± 0.25 XX ± 0.15 XXX ± 0.10	Material SEE NOTE	 www.gradconn.com © THIS DRAWING IS CONFIDENTIAL AND MUST NOT BE COPIED OR DISCLOSED WITHOUT WRITTEN CONSENT	Type: BB02-TJ
	Drawn: NYW					BB02-TJ
	App'd: XXX	Title: PIN HEADER		NOT TO SCALE		Drawing Number:
	Date: 23 OCT. '13	Revision: 1.1		Unit: mm		Sheet 1 of 1