

BB02-EB :- 1.27mm X 2.54mm (0.05" X 0.1") SMD SOCKET, DUAL ROW, STRAIGHT, 06 TO 80 CONTACTS, DUAL ENTRY

SPECIFICATIONS

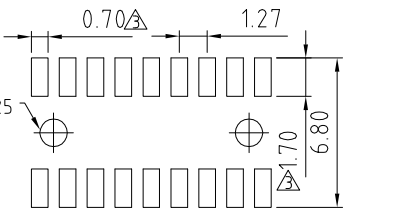
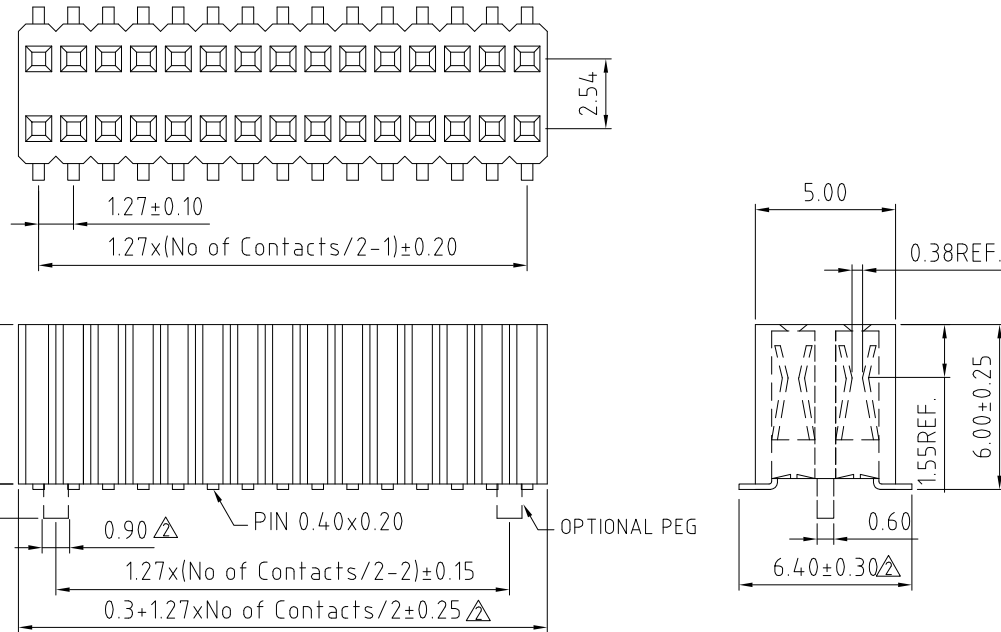
CURRENT RATING 1 AMP
 INSULATOR RESISTANCE 1000 MEGOHMS MIN.
 DIELECTRIC WITHSTANDING AC 300 V
 CONTACT RESISTANCE 20m OHMS MAX.
 OPERATING TEMPERATURE -40°C TO +105°C
 CONTACT MATERIAL PHOSPHOR BRONZE
 INSULATOR MATERIAL THERMOPLASTIC, UL 94V-0
 STANDARD : LCP + 30% G/F

PLATING GOLD, TIN OR SELECTIVE OVER MIN. 30U" NICKEL
 SOLDERABILITY IR REFLOW: 280°C FOR 10 SEC
 MANUAL SOLDER: 380°C FOR 3-5 SEC

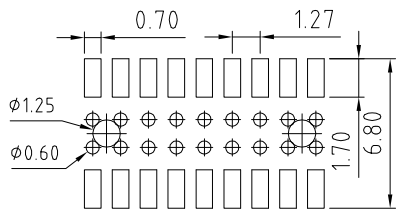
NOTES:

1. RECOMMENDED MATING PIN LENGTH FOR TOP ENTRY: 4.0MM. ⚠

MATES WITH: - BB02-DA
 BB02-DE
 BB02-DF
 BB02-DG



RECOMMENDED PCB LAYOUT FOR TOP ENTRY ⚠
 (TOLERANCE: ±0.05)



RECOMMENDED PCB LAYOUT FOR BOTTOM ENTRY ⚠
 (TOLERANCE: ±0.05)

HOW TO ORDER

NO. OF CONTACTS: BB02 - EBXX2 - XXX0 - XXX00000

CONTACT PLATING OPTIONS:
 K = GOLD FLASH (STANDARD)
 A = 10U" GOLD ON CONTACT/GOLD FLASH ON TAIL
 B = 15U" GOLD ON CONTACT/GOLD FLASH ON TAIL
 C = 30U" GOLD ON CONTACT/GOLD FLASH ON TAIL
 T = BRIGHT TIN
 M = MATT TIN
 D = GOLD FLASH ON CONTACT/BRIGHT TIN ON TAIL
 E = 10U" GOLD ON CONTACT/BRIGHT TIN ON TAIL
 F = 15U" GOLD ON CONTACT/BRIGHT TIN ON TAIL
 G = 30U" GOLD ON CONTACT/BRIGHT TIN ON TAIL

PACKAGING OPTIONS:
 3 - TUBE
 4 - TUBE & FILM
 5 - TUBE & CAP
 6 - T & R
 7 - T & R & FILM
 8 - T & R & CAP

LOCATING PEGS OPTIONS:
 1 = WITH PEGS
 2 = WITHOUT PEGS

REV. DATE & DRN	10 15/06/12 - AMCI RELEASE
11 12/02/05 - NYW	ADD INSULATOR WIDTH
12 25/07/05 - NYW	ADD PLATING OPTIONS T - G
13 24/07/06 - NYW	ADD PIN DIMENSION
14 05/06/07 - CHC	ADD BOTTOM ENTRY LAYOUT
15 21/05/08 - CHC	PLATING MODIFICATION
16 30/02/08 - CHC	DRAWING MODIFICATION
17 20/05/11 - NYW	CHANGE INSULATOR TO LCP
18 09/08/12 - NYW	ADD 4 & 7 TO PACKAGING OPTIONS

Scale: 5:1	THIRD ANGLE	Unstated Tolerances: X ± 0.30 X ± 0.25 XX ± 0.15 XXX ± 0.10	Material: SEE NOTE
Drawn: CHC			
App'd: XXXX	Title: SOCKET		NOT TO SCALE
Date: 9 AUG '12	Revision: 1.8		UNIT: mm

www.gradconn.com

THIS DRAWING IS CONFIDENTIAL AND MUST NOT BE COPIED OR DISCLOSED WITHOUT WRITTEN CONSENT

Type: BB02-EB
BB02-EB
Drawing Number:
Sheet 1 of 1
Drawing © E and O E